

OG21 Strategy - A New Chapter

INNHOLD

PUBLISERT 15. SEP. 2021 | OPPDATERT 18. MARS 2022

OG21 Strategy - A New Chapter



ISBN: 978-82-12-03907-0 (Webversjon) – OG21 – A new chapter

Executive summary





Background and purpose

OG21 has its mandate from the Norwegian Ministry of Petroleum and Energy (MPE). The purpose of OG21 is described in the mandate: *“OG21 will contribute to efficient, safe, and environmentally friendly value creation from the Norwegian oil and gas resources. This will be achieved through a coordinated engagement of the Norwegian petroleum cluster within education, research, development, demonstration, and commercialization. OG21 will inspire to development and adoption of new and better knowledge and technology, aligned with an energy system under transition and the goal of reduced greenhouse gas emissions”*

OG21 brings together oil companies, universities, research institutes, suppliers, regulators, and public bodies to develop and maintain a national petroleum technology strategy for Norway.

The strategy is written in English with the Executive Summary translated into Norwegian.

Summary with recommendations

- The energy transition brings about a new chapter for petroleum and the NCS

A growing global population, expected to reach 9.7 billion people by 2050, needs access to affordable and sufficient energy, for clean water, and sanitation. Petroleum has historically been important to address such challenges. However, the production and use of petroleum also causes greenhouse gas (GHG) emissions. Moving forward, GHG emissions will have to be reduced, which will require collaboration and concerted efforts.

Demand for oil and gas declined in 2020 as a result of the Covid-19 pandemic. The demand has since recovered, and oil and gas prices are by October 2021 much higher than before the pandemic. A continued high demand is expected over the next years, but the long-term outlook is uncertain. The Norwegian petroleum industry needs to be prepared for tighter markets, lower prices, and higher volatility. In such an energy future, the competition will increase, not only for oil and gas market shares, but also for talent and investments.

In OG21's opinion, oil and gas producers that can deliver petroleum at low costs, with low GHG emissions, and with accept and support from stakeholders, are likely to outcompete their peers. Stakeholder accept and support hinges on the ability to reduce GHG emissions, achieve excellent safety results, and deliver competitive returns.

- Norway is a global leader in petroleum technology, but innovation is required to maintain our competitive edge

The Norwegian Continental Shelf (NCS) is well positioned to stay competitive in an energy landscape under transition where the battle for market shares, talent and investments could become more intense. The NCS is characterized by:

- attractive and stable frame conditions,
- a safe and very cost-efficient infrastructure which will continue to produce existing reserves as well as new oil and gas resources,
- a promising discovery portfolio with resources that could be tied back to and produced through the existing infrastructure,
- attractive acreage close to existing infrastructure
- world leading environmental performance, including among the lowest GHG emissions per barrel produced,
- a well-respected safety collaboration between regulators, employers and employees which has resulted in world leading safe standards and emission results.

Research, development, and innovation (R&D&I) is critical for maintaining the competitive edge:

New technology and knowledge, and the ability to adopt technology and knowledge fast, will be instrumental in keeping costs down, reduce CO₂-emissions and continually improve safety. OG21 is of the opinion that research, technology development, and innovation within 8 technology areas are especially important (details on technology and knowledge priorities in section 4 of this report):

1. **Improved subsurface understanding** and tools are fundamental for the attractiveness and competitiveness of the NCS. The technology area has important ties to all disciplines: it will improve identification of opportunities and exploration for resources; improve well positioning and aid in the completion of wells; improve drainage of reservoirs; reduce water production which is the main contributor to energy use and GHG emissions on the NCS installations; and reduce safety risk associated with drilling. It is also fundamental for efficient carbon capture and storage (CCS).

2. **Cost-efficient drilling and P&A** address two major cost elements of offshore operations. More cost-efficient drilling requires improved methodologies and tools for well construction, more efficient drilling technologies for subsea wells, improved completion solutions, and better subsea well intervention technologies. In addition to reducing costs, such methodologies and tools could also reduce emissions and improve recovery from challenging reservoirs. Plugging and abandonment of wells (P&A) represents a potential high future cost for oil companies and the Norwegian state, and it is a pressing need for development and application of significantly more cost-efficient technologies.
3. **Utilizing existing infrastructure** efficiently will be key to produce remaining reserves in the fields and to realize contingent resources. Contingent resources could be in fields, in the NCS discovery portfolio, and in new near-field discoveries. Existing infrastructure should also be evaluated for re-purposing when approaching end of production, for instance for late-life deposits of CO₂ in relation to CCS. The technology area includes technologies and knowledge for process optimization and integrity management, for instance: improved process simulators, condition-based monitoring, risk-based maintenance and improved understanding of materials and material degradation mechanisms.
4. **Unmanned facilities and subsea tie-back solutions** include technologies such as flow assurance models to extend the possible tie-back distances, subsea processing technologies and unmanned production facilities.
5. **Energy efficiency and cost-efficient electrification** are of paramount importance to meet the industry's ambitious GHG emission target of 50% reduction by 2030. Electrification from shore and use of offshore renewables are the most important technologies to reduce operational GHG emissions. There are many costly technical challenges to be solved such as power transfer through FPSO turrets, subsea HVDC converters and long-range AC transmission. Electrification hubs and large grid systems could also reduce costs. Energy efficiency can be improved for instance with technologies to reduce water production, water processing downhole or subsea, combined cycle gas turbines, and the use of low carbon fuels in gas turbines.
6. **Carbon capture and storage (CCS)** is a key technology area to reduce CO₂-emissions. Firstly, CCS provides an opportunity to de-carbonize natural gas either onshore or offshore (gas-to-X where X could be either blue hydrogen or electrical power). Secondly, an opportunity to apply CCS directly to offshore gas turbines to reduce operational emissions, should be explored. In addition, CCS represents an industrial opportunity for broad multi-industry application.
7. **World leading HSE and environmental performance** is a fundamental value for the industry and a pre-requisite for society acceptance. It includes improved knowledge to understand and mitigate risks related to adoption of new technologies and new business models, better tools for understanding major accident risks and uncertainties, improved management of cyber security risks, and the continual effort to understand and reduce working environment risks.
8. **Digitalization** spans across all disciplines. The technology area is fundamental for improved and faster decision processes, which will reduce costs, increase the resource base, reduce GHG emissions and improve safety. The development and application of new tools and solutions such as artificial intelligence, robotics and drones, and digital twins, are key to achieving a digital transformation of the industry. To get there, there is a need for acquiring and processing data more efficiently, a need for more collaboration on data access, data formats and data quality, and a need to change work processes and business models to fully utilize the potential of new technology.

Several factors may inhibit R&D&I that could benefit industry enterprises as well as the society. For example, it might be more attractive to be an early adopter rather than the developer of technology, individual enterprises might alone have a limited application scope of new technology whereas the application scope aggregated across a group of enterprises could be large, and some technologies could have important societal benefits whereas business impact is uncertain or low. Industry collaboration as well as public R&D&I incentives, are required to address such R&D&I challenges.

- Our industrial heritage and world-leading technology and competence could be the steppingstone to new industrial ventures

The Norwegian petroleum industry's contributions to the energy transition and a zero-emission society include three elements:

- De-carbonization of the petroleum production phase as described in Konkraft's roadmap (Konkraft, 2020), (Konkraft, 2021), see Section 3.
- De-carbonization of petroleum value chains, which in addition to abating CO₂-emissions, also could contribute to securing the future market for natural gas.

- Participation in and transfer of competence and solutions to emerging low-carbon industries. Just as the Norwegian petroleum industry once was built on competence and skills from the maritime industries, Norway is now well positioned to take a leading role in emerging industries where our world leading petroleum competencies and solutions will provide a competitive edge.

Just as the Norwegian petroleum industry once was built on competence and skills from the maritime industries, Norway is now well positioned to take a leading role in emerging industries where our world leading petroleum competencies and solutions will provide a competitive edge.

Currently, half of the Norwegian petroleum production is natural gas, and it is expected to stay at this level for the next decade. Nearly all the natural gas is exported to EU countries and the UK where it could continue to replace coal and thus reduce CO₂-emissions. Nevertheless, the industry needs to be prepared for a possibly reduced future demand for natural gas because of the EU Green Deal. To secure the market for natural gas in the longer term, the gas can be de-carbonized, either into blue hydrogen and hydrogen-derived fuels like ammonia, or into low-emission electrical energy.

CCS is a key technology in this transition. Competence and solutions from the petroleum industry are essential for safe and lasting storage of CO₂, e.g. to understand the geology where the CO₂ is sequestered, possible migration paths, as well as monitoring for leaks. In addition to enabling continued sales of natural gas, CCS also represents a wider industry opportunity for de-carbonizing other industries with high CO₂-emissions such as cement production and steel production. The Longship project to demonstrate the CCS value chain is therefore very important. We need continued research and innovation to broaden the industry scope for CCS and to make CCS value chains more cost-efficient.

Hydrogen and hydrogen-derived fuels produced from natural gas in combination with CCS is also an industrial opportunity for Norway. Traditionally, hydrogen and ammonia have been used in some industrial processes, but the potential application scope is a lot bigger. Hydrogen could be used as the reducing agent in steel production; as an energy carrier for heating of buildings; as a fuel in electricity generation; and as a transportation fuel. Common for all such new application areas is that new value chains need to be established and demonstrated.

Floating offshore wind energy is still in the demonstration phase, but it represents a great opportunity for Norwegian suppliers and energy companies. In addition to providing electricity to the onshore energy system, offshore floating wind could also produce clean energy for the NCS petroleum activities. Examples of transferable world-class petroleum competence and solutions that could provide a competitive advantage, include: Offshore floating structures; offshore dynamics; mooring and positioning; offshore power connectors and transmission; condition monitoring and maintenance; and robotics and automation.

Marine minerals mining is still in a very early conceptual stage. There are potentially large volumes of minerals at the mid-oceanic ridge, which could contribute to meeting a rising demand for minerals. Many challenges need to be solved before seabed mining is realized, e.g.: deep sea mining equipment must be developed; logistics need to be solved; and environmental risks need to be understood, mitigated, and managed. All such challenges resemble challenges the Norwegian petroleum industry is used to handling.

Development of new industries that could contribute to the energy transition, should take place in parallel with the further development of the petroleum industry so that synergies could be leveraged.

- Sufficient technology development and uptake will require leadership, new talent as well as broad collaboration in a well-functioning innovation system

To stimulate the required innovation, OG21 believes three elements are critical:

A. We need to attract and develop talent. The petroleum industry is approaching "the great crew change". A high portion of the employees will retire over the next decade, and experience and domain knowledge could be lost. New technology, especially advanced digital technologies, will require new competencies and skills.

Two competence areas could become especially important to maintain the innovation capability:

- I. Attracting new graduates by offering exciting and meaningful jobs and by convincing them through tangible results that the industry takes climate change seriously.
- II. Training and developing the existing workforce to understand, develop and adopt new technologies.

B. The efficient innovation system in Norway needs to be maintained and further developed.

- I. The close collaboration between industry, research institutes and universities, stimulated by government funding and tax incentives, has been a successful recipe for the petroleum sector. It needs to continue.

II. Governmental R&D funding for the petroleum sector needs should reflect the technology priorities of this OG21 strategy. R&D strengthens the competitiveness of the NCS, and includes R&D aimed at reducing GHG emissions as well as R&D for more cost-efficient petroleum resource utilization. The high portion of high-quality R&D projects that fails in the competition to obtain governmental funding, in combination with the many challenges the industry is facing, clearly show that petroleum R&D is under-funded. Governmental funding of petroleum R&D should therefore be increased.

III. Petroleum research programs should encourage cross-discipline R&D, including system perspectives, so that the value of new technologies and how technologies depend on system integration, becomes more apparent. More collaboration across disciplines such as science, engineering, technology, mathematics, and social sciences should be encouraged. The RCN should evaluate new and more agile approaches to R&D funding to complement the current system and identify for what types of projects and calls such approaches could be applied.

IV. The established sectoral approach to R&D is important as it draws attention to specific R&D challenges within an industry and facilitates alignment between industry, academia and the government on objectives and priorities. It does, however, come with some drawbacks. It lacks a high-level agenda setting mechanism and mechanisms for holistic coordination and management. OG21 therefore supports the idea of supplementing the well-established and efficient sectoral approach to R&D&I, with cross-sectoral "missions" to guide R&D&I efforts on societal challenges reaching across sectors.

C. We need visible and consistent **technology leadership at executive level**:

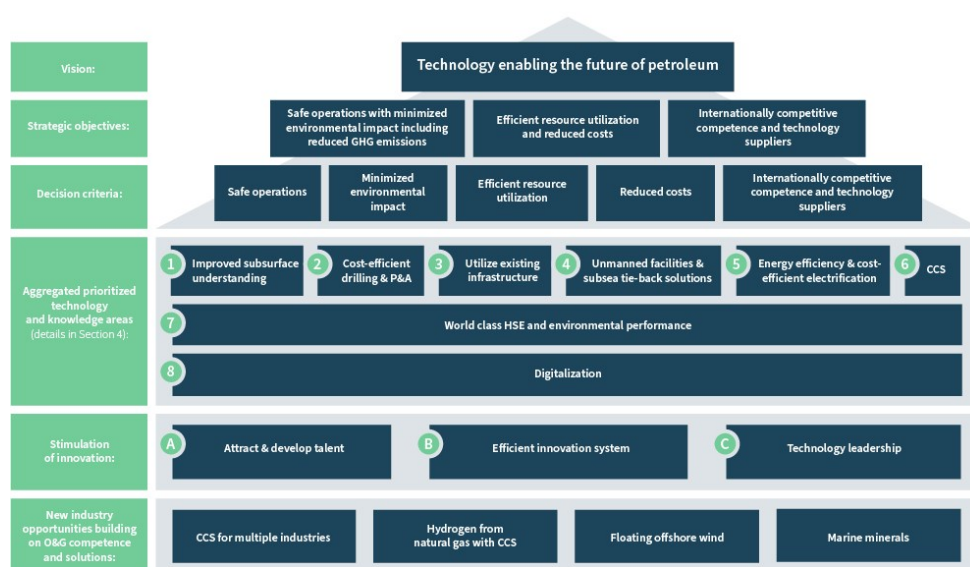
I. Industry enterprises need to have visible "technology champions" at the executive level that provide consistent signals on the need for technology to maintain competitiveness, and which have the willingness and stamina to develop, test and improve technology. The responsibility for technology should start at the executive level and be distributed throughout the organization. The responsibility should be reinforced through key performance indicators and incentives.

II. The larger oil companies need to have a portfolio rather than a project approach to new technology. Petrobras should advocate for technology collaboration across the wide range of production licenses they are involved in. The NPD and the PSA should leverage their influence on technology development and adoption in the production licenses.


III. Executive level technology managers should make sure that technology opportunities are identified and communicated to potential technology suppliers early so that suppliers have a possibility to suggest and develop new value-creating technology in time.

The new OG21 strategy is summarized in Figure 1.

Figure 1. Summary of the OG21 strategy



The future of petroleum in the energy transition



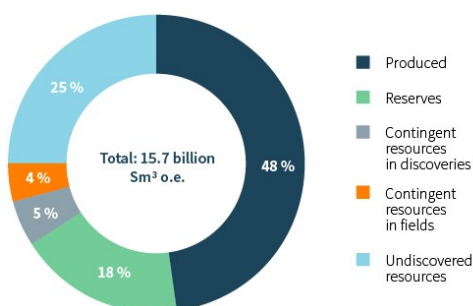
The role of the Norwegian petroleum industry in the energy transition

Climate change is occurring, and the world needs to curb GHG emissions. Since fossil fuels are a main contributor to GHG emissions, the petroleum industry needs to contribute to addressing the challenge. Emissions from production should be reduced and new industries should be developed to support the energy transition.

The inertia in the energy systems is however significant. For instance: A typical fossil fueled power plant operates for at least 25 years; an internal combustion engine (ICE) car has a life expectancy of more than 10 years; the electrification of societies requires massive investments in power grids and buildings and will take time. In addition, oil and gas is hard to replace for many end-uses such as for fertilizers and industry products. This means that even with global decisions to curb emissions, there will be demand for oil and gas for many decades to come. How fast the transition will go and how the oil and gas demand will be impacted, is dependent on: (i) how successful global leaders are in developing and implementing policies and binding agreements, and (ii) co and technology advancements of low-emission alternatives both on the energy supply and demand sides.

Less than half of the estimated resources on the NCS has so far been produced, and the NCS is currently highly competitive in the market with low lifting costs and low CO₂-emissions per barrel o.e.

Figure 2. Resources on the NCS (NPD, 2020)



OG21 believes that the NCS and the Norwegian petroleum industry can continue to deliver value to the Norwegian society in terms of revenue and jobs along three dimensions:

1. Successfully compete for market shares in the oil and gas markets. Future markets and prices are uncertain, and to stay competitive the production needs to be highly cost-efficient, and the industry needs to deliver on the ambitious GHG emissions targets set forward by Konkraft (2021).
2. Secure deliverables to the European market for natural gas by de-carbonizing the gas. CCS is a key technology to de-carbonize natural gas, either into low-emission hydrogen or electrical power.
3. Contribute with competencies and solutions to the development of new industries, e.g. blue hydrogen and ammonia, CCS, offshore wind power and marine minerals mining. Developing such industries would assist in the energy transition and should take place in parallel with the further development of the petroleum industry to leverage synergies.

Development of resources on the NCS should continue. The NCS offers stable and secure supply in addition to among the lowest CO₂-emissions in the world.

Energy policies setting the direction

2.2.1 National policies

Several governmental and industry policy documents for the Norwegian petroleum sector have been published or updated in recent years. Combined they describe a Norwegian petroleum industry that will:

1. Continue to be important for the Norwegian society in the coming decades, although with a gradually declining relative importance for the society.
2. Need to reduce its CO₂-emissions, both in the production phase and along the value chains.
3. Contribute with technology, competence, and solutions to enhance its own competitive edge and also to develop new industries.

The Governmental white paper launched in June 2021 on *long-term value creation from Norwegian energy resources (Meld.St. 14 (2020-2021))*, describes four main objectives:

- Value creation that provides new jobs in Norway. The Government wants the Norwegian renewable energy resources, to the largest extent possible, to be utilized and refined in Norway.
- Electrification to make Norway "greener". A new electrification strategy is launched as part of the white paper. It aims at finding a balance between the need for more power and improvements to the grid and the associated environmental consequences and concerns.
- Establishment of new profitable industries, such as hydrogen, offshore wind, CCS and battery production.
- Further development of a petroleum industry fit for the future and aligned with Norwegian climate goals. In addition to continuing stable frame conditions, the Government wants to actively contribute to R&D on good resource utilization and lower operational GHG emissions. The Government also wants to continue the established exploration policy of making new areas available in regular licensing rounds.

In "*Perspektivmeldingen 2021*", the Government describes which challenges the Norwegian society faces towards 2060 and the Government's strategies to address those challenges. Climate change and its impact globally and locally receives high attention in the white paper. It describes a need for ambitious national measures as well as a need for global cooperation. To meet the goals in the Paris Agreement, large and expensive emission cuts must be implemented globally and nationally. The white paper nevertheless predicts that there will be a continued need for new investments in oil and gas, and that the consequences for the Norwegian oil and gas activities therefore could be modest, (Meld.St. 14 (2020-2021)).

In the white paper "*Klimaplan 2030*", the Government presents its plan for how Norway will achieve climate goals and green growth towards 2030. The climate plan has a main emphasis on emissions that are not part of the EU quota system, i.e. transport, waste, agriculture, construction and parts of the emissions from industry and oil and gas activities. It does however also address some emissions that fall under the EU quota system, including emissions from the oil and gas activities. The Government describes in the white paper that it will increase the CO₂ tax so that the combined levy, including quotas, reach 2000 NOK/ton CO₂ by 2030, (Meld.St. 13 (2020-2021)).

The industry employers' organization NHO and the labor organization LO have together published a white paper, "*The energy at industry platform*", on the transformation of the industry to a low-emission society (NHO/LO, 2021). In the report NHO and LO emphasizes that the Norwegian industries' competitiveness depends on:

- An energy policy that stimulates ambitious industry development, and includes strengthening and upgrading of the power grid, increased renewable power production, and new measures to improve energy efficiency.
- Access to renewable energy at competitive prices.
- A further development of a safe and efficient Norwegian power system that is based on principles of business and socio-economic profitability, but which provide the opportunity for industry production to be scaled up in response to demand and for a corresponding faster development of the power grid.

- A holistic electrification strategy that combines industrial opportunities, climate goals and improvements in the power system.

Konkraft published early 2020 "*A climate strategy towards 2030 and 2050*" for the NCS, with support from all its members: the Norwegian Oil and Gas Association, the Federation of Norwegian Industries, the Norwegian Shipowners Association, the Confederation of Norwegian Enterprises and the Norwegian Confederation of Trade Unions. A status report was published in 2021. The strategy sets forth ambitious climate reduction targets of 40% reduction in operational GHG emissions by 2030, further reduced to near-zero by 2050. It also suggests how the petroleum industry can contribute to reducing GHG emissions along the value chain of hydrocarbons and simultaneously create new industries, (Konkraft, 2020) and (Konkraft, 2021). The 40% target for 2030, was further strengthened to 50% reductions by 2030 through a Parliament request forming part of the Corona stimulus package for the petroleum industry, agreed in the Parliament in June 2020.

2.2.2 Global policies influencing the energy sector

Norway is one of 196 countries that have adopted the legally binding international treaty on climate change developed at the UN COP21 meeting in Paris in 2015. The goal of the agreement is to limit global warming to well below 2 degrees Celsius, and preferably to 1.5 degrees Celsius, as compared to the pre-industrial levels. The Paris Agreement forms the basis for EU as well as Norwegian energy policies.

The 6th assessment report from IPCC is being developed. The contributing report from IPCC's Working Group 1 on the physical science of climate change, released early August 2021, further strengthens the call for action to curb GHG emissions (IPCC, 2021).

The 2030 Agenda for Sustainable Development, adopted by all the member states of UN, is another UN policy document with high impact. Its 17 Sustainable Development Goals are widely referred to in regional and national policies and strategies.

2.2.3 The EU Green Deal is transforming the European energy landscape

The European Green Deal (EGD), the climate and growth strategy for EU, was launched in December 2019. The EGD and its related targets, measures and strategies are aimed at securing a green and digital transformation of the EU society, economy, and industries. (European Commission, 2019b).

The EGD has transformational impact on all sectors in EU, including the energy sector. The energy sector today contributes with around 75% of EU's GHG-emissions. The transformation from a fossil-fuel based energy system to a system based on renewable energy is therefore an essential part of the EGD.

At the core of the EGD is a new EU climate law which put forward a target of making EU carbon-neutral by 2050. On the path there, GHG emissions shall be decreased by 55% within 2030. The law passed the EU Parliament in May 2021 and entered into force in July.

Numerous and comprehensive plans, programs and underlying strategies have been developed to support the EGD and set strategic direction. The next step is to transform the EGD supporting strategic documents into directives and regulations. The "Fit for 55" package presented in July 2021 is part of that.

The EGD impacts Norway both through the adoption of regulations and directives, and through changes to physical and financial value chains. For enterprises and organizations historically involved in the Norwegian petroleum industry, impact on at least three areas could be envisaged:

1. **Production costs:**

- Revision of the ETS quota system will increase costs of CO₂-emissions. Impact on petroleum production in Norway will depend on how the CO₂-tax in Norway is adjusted.

2. **Access to capital and financing:**

- The EU Taxonomy, the strategy for sustainable financing and the directive for non-financial reporting, could make investments in petroleum projects less attractive.
- Research and innovation funding may create opportunities for enterprises and organizations that have growth strategies that align with EU's strategies, see Section 2.6 for details.

3. **Access to market & new industry opportunities:**

- The EU demand for natural gas could be reduced unless the natural gas is de-carbonized and delivered as other energy carriers, see section 4.
- The EU Hydrogen strategy opens for blue hydrogen (produced from natural gas with CCS) in a transition period, but the

strategy's main objective is to make green hydrogen competitive.

- The EU Offshore renewable energy strategy aims at making offshore renewable energy a core component of Europe's energy system. It addresses various types of offshore renewables, but offshore wind is expected to be the major contributor.

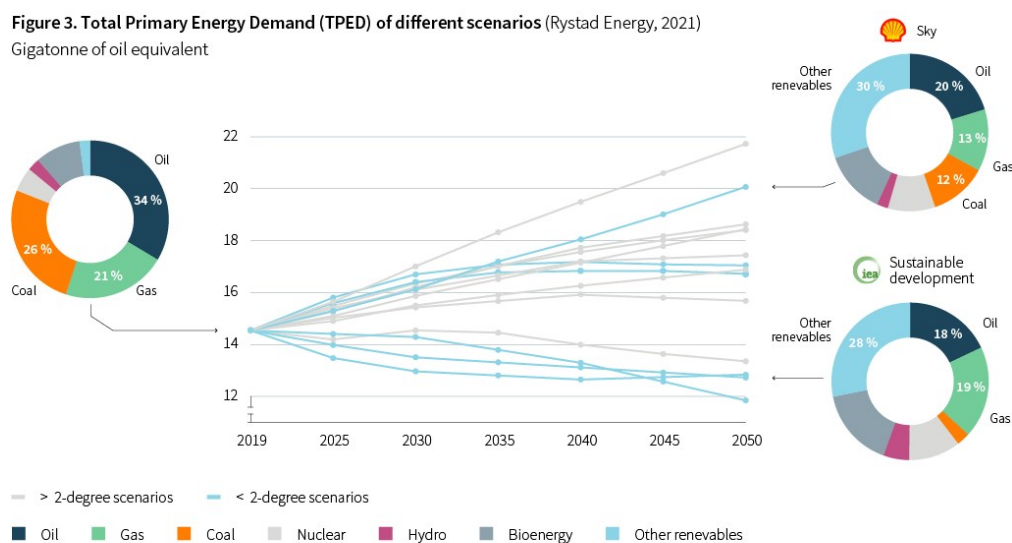
The energy transition – global forecasts

2.3.1 Wide span in global energy forecasts

The global total primary energy demand (TPED) in 14 scenarios provided by 5 well recognized organizations^[1], is shown in Figure 3. There is a considerable spread in the forecasts towards year 2050, depending on the assumptions they are based on. The assumptions on whether the world meets the targets and ambitions of the Paris-agreement and to which extent CCS is implemented, are the most important.

With exception of the Shell Sky scenario, which assumes an even more extensive use of CCS than the other "less than 2 degree" scenarios, the "less than 2 degrees" scenarios describe an energy future where the world's energy demand peaks before 2035. They describe a future where renewables such as hydro, bioenergy, solar power, and wind power, dominate the energy mix and where coal has largely been phased out. The relative contribution of oil and gas is smaller than today, but still significant, typically 30-40% of the energy demand. In all the scenarios where the world meets the 2-degree target, CCS plays an important role.

Figure 3. Total Primary Energy Demand (TPED) of different scenarios (Rystad Energy, 2021)
Gigatonne of oil equivalent

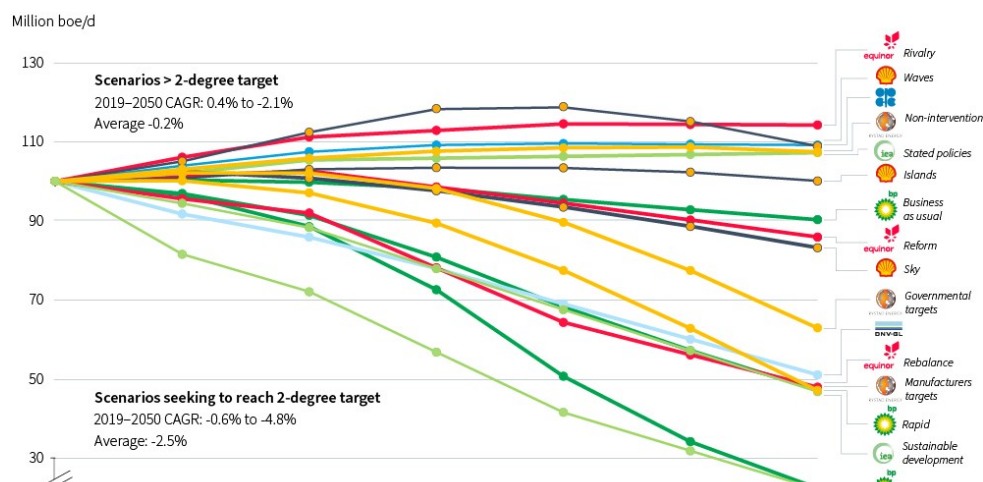


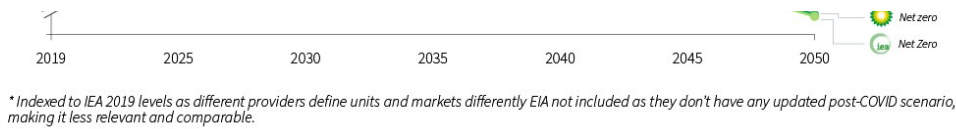
2.3.2 Oil and gas demand during the energy transition

Oil and gas are likely to continue to play an important role in the global energy mix in the decades to come, but the long-term demand is increasingly uncertain. Figure 4 shows the large span of liquid demand scenarios from recognized sources such as IEA, DNV GL, Equinor, BP and OPEC (Rystad Energy, 2021).

The scenarios compared can largely be grouped into two: those describing a transition to an energy mix that meets the 2 degree target of the Paris-agreement, and those that do not meet the target.

Figure 4. Global liquid demands in different scenarios* (Rystad Energy, 2021)

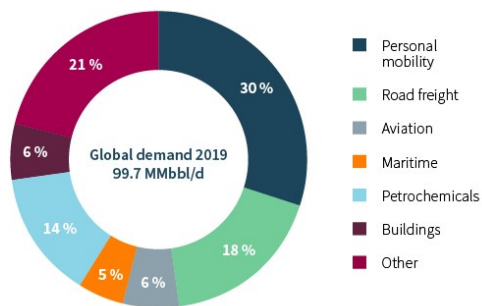




The “low carbon” scenarios reflect major technological and investment shifts both on the energy supply and the energy demand side. For instance, and as Figure 5 indicates, large scale electrification of road transportation could alone address nearly half of today’s oil demand (30% of the 2019 oil production was used for fueling light vehicles and buses and 18% was used for light and heavy trucks). Provided that the electricity is generated from renewables or de-carbonized fossil fuels, electrification of the transport sector is becoming increasingly more attractive, both from an emission and an economic perspective.

Other parts of today's oil use could be more challenging to replace. Maritime transport and aviation require a much denser energy storage than what today's electric batteries can offer, and further advancements of batteries, biofuels, hydrogen, and hydrogen-derived fuels will be important. Furthermore, oil is used in petrochemical and other industries where it could prove hard to replace. For such industries, the search for cost-efficient alternatives to oil as well as re-cycling of oil-derived products, will be important to reduce demand.

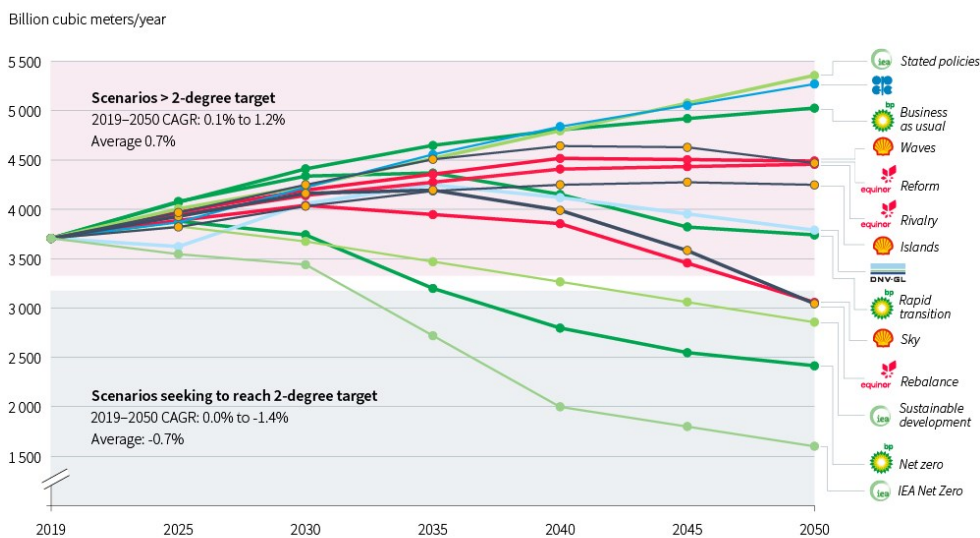
Figure 5. What oil was used for in 2019 (Rystad Energy, 2021)



The transition to net-zero societies globally is therefore going to take time, and oil is likely to be needed for many decades to come.

The future demand for natural gas is also uncertain as Figure 6 shows. However, all scenarios that aim at meeting the Paris-agreement 2-degree target, predict that also global gas demand will peak by 2035 and decline towards 2050.

Figure 6. Global gas demand scenarios* (Rystad Energy, 2021)



* Indexed to RE 2019 levels as different providers define units and markets differently.

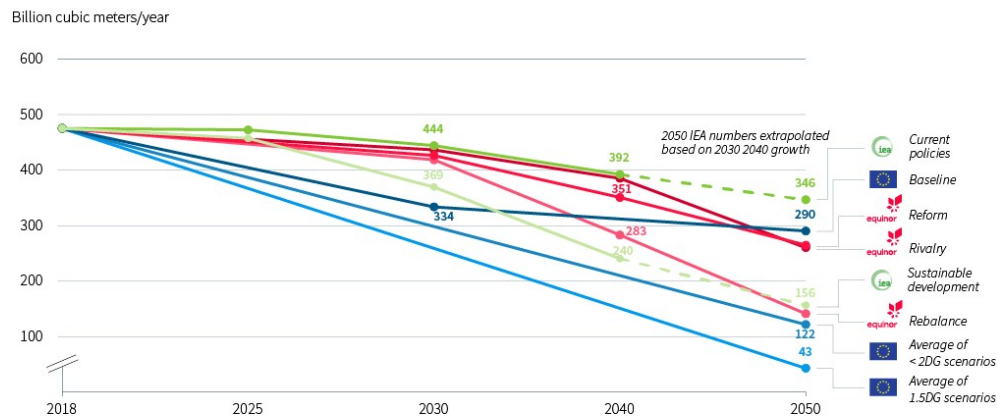
Gas markets are regional to Asia, the Americas and Europe. Long distances between the regional markets, lack of import/export infrastructure and high shipping costs limit the trade between the markets.

More than 95% of Norway’s gas production is piped to the European market, with the remainder shipped as LNG to other markets. The European market is therefore of key importance for the sales of natural gas from the NCS.

Most scenarios show robust demand for natural gas in Europe near-term and until year 2030. The use of natural gas in modern gas power plants results in only half the CO₂-emissions from coal-fired power plants, and as such natural gas is an important energy carrier to reduce European emissions in the short to medium term.

However, EU is implementing its Green Deal with a zero-emission vision for 2050, and in the scenarios supporting the vision, natural gas without CCS plays a limited role. De-carbonizing natural gas would therefore be crucial in a long-term strategy for the Norwegian gas. Gas-to-X technologies (blue hydrogen, electricity or other energy carriers) with CCS are key elements of such a strategy.

Figure 7. European (EU+UK) gas demand in different scenarios* (Rystad Energy, 2021)



*Indexed to IEA EU28 gas demand as definitions vary across scenarios. Source: Rystad Energy research and analysis; IEA WEO 2020; EU Commission; Equinor Energy Perspectives 2020

2.3.3 The IEA Net Zero by 2050 scenario

The IEA Net Zero by 2050 scenario (NZE) has drawn significant attention since its release in May 2021. It provides a roadmap to achieve net zero CO₂ emissions by 2050, and the path described meets the 1.5 degrees ambition of the Paris Agreement with a 50% probability.

The NZE predicts a peak in global energy demand by 2023 before a reduction of 10% towards 2050. With a growing population the energy demand per capita would over the same period be reduced by 25%. Oil and gas would in 2050 contribute with 8% and 11% respectively of the total energy supply (8% natural gas with CCUS, and 3% without).

The NZE hinges on many uncertain assumptions. IEA highlights large behavioral changes on the individual level, modern bioenergy and its associated large land-use, and a fast pace of CCUS adoption, as the three most important. Several other assumptions stand out in addition, most notably the need for alignment and concerted efforts on a global scale, massive investments e.g. in electricity systems, a rapid maturing and broad adoption of new technology such as hydrogen, and access to sufficient quantities of rare earth minerals and critical metals.

To facilitate an orderly transition to zero-emission societies it is going to be important that policies to curb supply are aligned with policies to curb demand. In a comment to the NZE, Jason Bordoff of Columbia University writes: *"Unless both supply and demand change in tandem, merely curbing the oil majors' output will either shift production to less accountable producers or have potentially severe consequences on economic and national security interests while doing little to combat the climate crisis"* (Bordoff, 2021). Bordoff bases his analysis on the fact that only 15% of the oil delivered to the market is produced by international oil companies (IOCs). The bulk of the oil (57% in 2018) is produced by national oil companies in OPEC countries plus Russia, and the remainder is produced by independents (OG21, 2020b).

The NZE assumes an oil price decline from 37 \$/bbl in 2020 to 24 USD/bbl in 2050 to balance supply and demand, and states: *"The rapid drop in oil and natural gas demand in the NZE means that no fossil fuel exploration is required and no new oil and natural gas fields are required beyond those that have already been approved for development"*. Following the arguments of Bordoff in his evaluation of the NZE, the assumed oil price decline would have to be driven by reduced oil demand resulting from substitution with low-emission energy sources outcompeting fossil fuels on costs, and not by curbing oil supply. As such, the eliminated need for new investments in exploration and field development in the NZE should be a *consequence* of CO₂-pricing and large-scale development of low-emission energy, and not a result of unilateral political decisions on banning exploration and field development.

If the NZE projected price trajectory should materialize, it is not a given that remaining resources in existing fields are more cost and emission effective than resources in new fields. For the NCS, new resources close to existing infrastructure could very well be economically viable within the 30-35\$/bbl oil price range projected by the NZE in the period 2030-2040. This is the likely

period much of the remaining resources on the NCS would be realized. The associated GHG emissions from such new resources could be substantially lower than from some of the contingent resources in existing fields globally.

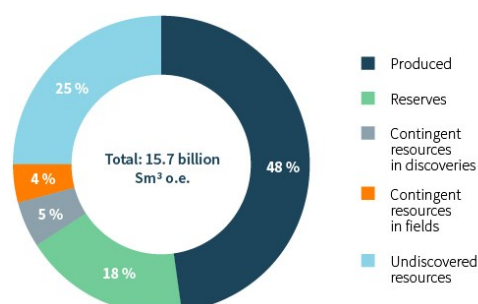
The NZE is one of many scenarios describing the on-going and necessary global energy transition. When evaluating petroleum technology needs for the future, it should be treated as such, although with a considerable weight given the potentially high impact it may have on policy development.

[1] IEA WEO 2020, IEA NZE, Shell Scenarios 2020, OPEC WOO 2020, Equinor Energy Perspectives 2020, DNV GL ETO 2020.

Norwegian petroleum resources – less than half produced and sold

Even though the NCS is maturing, less than 50% of the potential economically viable resources have been produced (NPD, 2020).

Figure 2. Resources on the NCS (NPD, 2020)



As Figure 2 shows, 18% of remaining resources are booked reserves, 4% are contingent upon investment decisions in producing fields, and 5% are contingent upon investment decisions in the existing discovery portfolio. The contingent resources add up to more than 9000 million boe, equivalent to more than 4 times the volumes of the Johan Sverdrup field.

25% of estimated resources are yet to be found. The Barents Sea dominates this category, although related with a high uncertainty span. Half of the Barents Sea estimate is from unopened areas far North. The North Sea and Norwegian Sea are believed to still hold significant, undiscovered resources. The continued discovery trend of small, but still commercial fields, supports this belief.

Improved subsurface understanding, new technology in all disciplines described by OG21's technology groups as well as changes to work processes are all important elements in the maturing of contingent resources and finding and maturing new resources to cost-efficient production with relatively low GHG-emissions.

There are considerable remaining resources on the NCS. Still, in a global context, the NCS resources are rather modest. The bulk of remaining resources globally is in the Middle East and the Americas.

Figure 8. Remaining resources on the NCS as compared to other basins (Rystad Energy, 2021)



* Total volumes in fields in production, under development or discovered, but not yet produced as of 1.1.2021.

On OG21, its vision and the strategic objectives

2.5.1 Mandate and organization

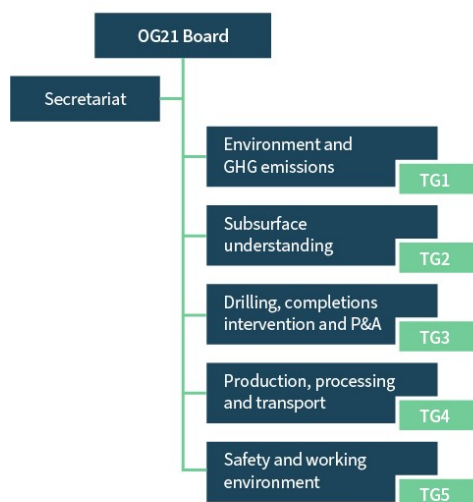
OG21 has its mandate from the Norwegian Ministry of Petroleum and Energy (MPE). The purpose of OG21 is to "work for efficient, safe and environmentally friendly value creation from the Norwegian oil and gas resources. This will be achieved through a coordinated engagement of the Norwegian petroleum cluster within education, research, development, demonstration, and

commercialization. OG21 will inspire the development and use of new and improved competence and technology aligned with an energy system in transition and the goal of reduced greenhouse gas emissions".

OG21 brings together oil companies, universities, research institutes, suppliers, regulators and public bodies to prepare a comprehensive national technology strategy for the petroleum sector which will guide the industry's and the authorities' technology and research efforts.

Technology opportunities and challenges are being identified, described, and prioritized by technology groups (TGs) within the themes shown in Figure 9. The TGs have members from oil companies, universities, research institutes, suppliers, regulators, and public bodies.

Figure 9. Organization of OG21



2.5.2 Vision and strategic objectives

OG21's vision and strategic objectives are shown in Figure 10.

Figure 10. OG21's vision and strategic objectives



OG21's vision "*Technology enabling the future of petroleum*", expresses a desire to continue providing petroleum, solutions and services to the global energy markets, but with the understanding that the markets are changing: Technology will be essential to align with a future where GHG emissions related to production are dramatically reduced, petroleum products are de-carbonized, reduced demand for oil and gas have pressed oil and gas prices down, and stakeholders have expectations of excellent safety and environmental performance.

The vision is supported by three strategic objectives that combined bring us to this future.

The strategic objectives have formed the basis for the identification and prioritization of technology and competence needs described in Section 4.

2.5.3 Funding

OG21 is co-located with the Research Council of Norway. In addition to hosting OG21, RCN provides administrative assistance to OG21.

The Ministry of Petroleum and Energy is OG21's main sponsor. In addition, OG21 receives funding from energy companies. Funding energy companies in 2021 are Equinor, Vår Energi, Lundin Norway, OMV, ConocoPhillips and Neptune Energy.

The OG21 budget, income and spending is disclosed in the annual reports published on the OG21 website.

2.5.4 Interfaces with other 21-processes

OG21 has important interfaces with other strategy processes:

Figure 11. Interfaces between OG21 and other 21-processes



Energi21 is the national technology strategy for renewable energy and transportation. OG21 has interfaces with Energi21 on energy efficiency, carbon capture and storage (CCS), power transmission and grids, and use of renewables for power supply.

Maritim21 is the national technology strategy for the maritime industry. Interfaces with OG21 include marine operations, mobile drilling units, gas transport, emergency preparedness technologies and automation and autonomy.

Prosess21 is the national strategy for the process industries. Interfaces include energy efficiency, CCS, and power transmission and grids.


Digital21 is the national strategy for digitalization of Norwegian industries. Interfaces include all OG21 prioritized technologies with a high degree of digitalization. Digital21 emphasize 5 key strategic technologies that all are highly relevant for OG21: AI, big data, internet-of-things, autonomous systems, and cyber security.

Representatives from the other 21-processes have been engaged throughout the development of this OG21-strategy.

The 21-processes are organized in accordance with the sectoral approach to R&D in Norway, discussed in section 5.2.1. It comes with some obvious benefits such as ensuring alignment between industry, academia and the ministry on objectives and priorities. As such the approach has proven efficient to produce results with significant impact.

The sectoral approach also has some drawbacks, especially related to cross-industry coordination and holistic goals. It could therefore benefit from being supplemented with elements from a mission-oriented approach on societal challenges.

The need for new technology to improve competitiveness



What makes an oil and gas province competitive?

The prospect of attractive returns is fundamental for attracting investments. Traditionally Net Present Value (NPV) and similar economical metrics have been used to assess the return of petroleum projects. If high commodity prices are expected/assumed this may cause a drive for adding volumes as we saw from 2005 and until the oil price slump in 2013. Enterprises in the petroleum industry reacted to the oil price fall by requiring robustness against low oil prices, putting more emphasis on reducing costs. New projects had to demonstrate low break-even prices, in terms of \$/bbl, in addition to high NPV to become sanctioned.

The advent of shale oil in North America has highlighted the importance of yet another metric – the lead-time from investment decision to production. Motivated by the uncertainty about future oil prices and CO₂-costs, investors now are looking for faster returns in addition to high value (high NPV) and robustness (low break-even).

More recently investors and enterprises have become increasingly concerned about the carbon footprint of their investments and operations. This is partly driven by an expectation of rising CO₂-emission costs, and partly by stakeholders concerns for climate change and expectations for action.

A fundamental premise for operations is the acceptance in the society. This "license-to-operate" is fragile and is dependent upon the sector's ability to operate safely without major accidents and spills, and the ability to deliver on a credible roadmap for the industry's role in the energy transition.

Going forward we therefore believe that the competitiveness of the NCS depends on the ability to find, develop and deliver cost-efficient resources faster and with lower CO₂-emissions.

The NCS competitiveness and the need for improvements is discussed over the next sub-sections for the following competitiveness contributors:

- Improved safety
- Reduction of GHG emissions
- Finding and maturing new resources (volumes)
- Attractive costs
- Lead times

Continual safety improvement in a time of change

The Norwegian oil and gas industry's ambition is to be world leading in health, safety and environmental performance. Returning safely from work and not experiencing work related health problems, is a value which is embedded in the zero-accident philosophy widely adopted in the industry.

Furthermore, accidents and work-related health problems have implications on business opportunities, revenue, and profit. Safe incidents harm companies' and industry's reputation and challenge the "license to operate", cause production down-time, and erode shareholder value. Examples are numerous, ranging from small incidents like the accidental discharge of 1 m³ of hydraulic oil from the Eirik Raude drilling rig in the Barents Sea in 2005 causing a three-week delay and a dent in stakeholders' support to Barents Sea operations, to catastrophic accidents like the Macondo explosion, resulting in 11 fatalities, an oil spill of 780 000 m³ and company costs of more than 65 billion USD.

The zero accidents vision and the no harm principle set the ambition for HSE efforts. However, incidents, accidents, and exposure to working environment hazards still occur. To guide the industry in its endeavor to realize the vision, the principle of continuous improvement is widely applied.

The HSE standards of the Norwegian petroleum industry are recognized to be among the highest in the world. One important reason for this is the continuous efforts made through the Norwegian tripartite cooperation between regulators, employer organizations and trade unions. As Figure 12 shows, this is surprisingly not reflected in international injury statistics collected by the International association of Oil and Gas Producers (IOGP, 2021), where European oil producing countries appear to have poorer lost time injury rate (LTIR) than other regions such as Asia, Russia and Africa where working environment regulations are believed to be less stringent.

The apparently poor safety performance of the European region is less pronounced in the statistics on fatalities, see Figure 13, where the European region is in the middle of the investigated regions. We believe that the reporting accuracy increases with accident severity, and that the lack of correlation between LTIR and Fatal Accident Rate (FAR) numbers reflects diverging reporting practices rather than actual safety performance. OG21 has therefore not used the IOGP statistics as the basis for identifying safety gaps and measures, but instead used data and analyses from the Norwegian Petroleum Safety Authority (PSA) to discuss trends and improvement needs.

Figure 13. Fatal accident rate – five year rolling average by region (IOGP, 2021).

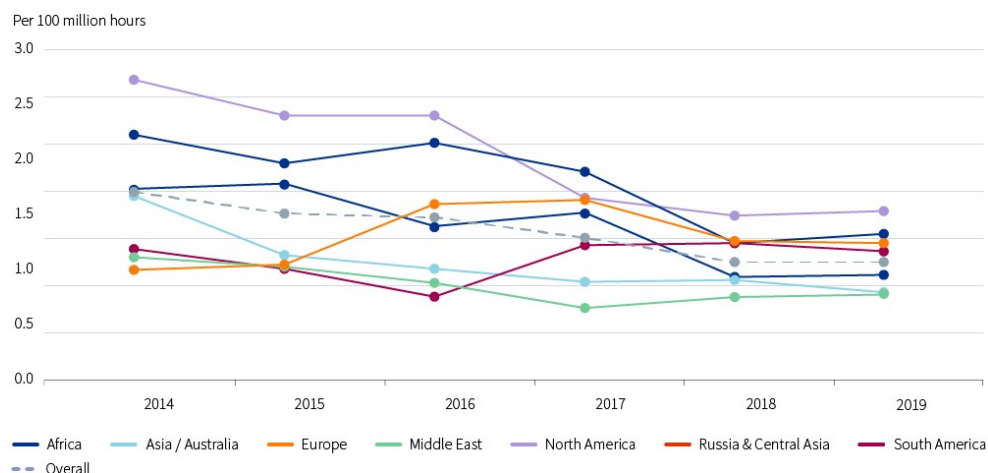
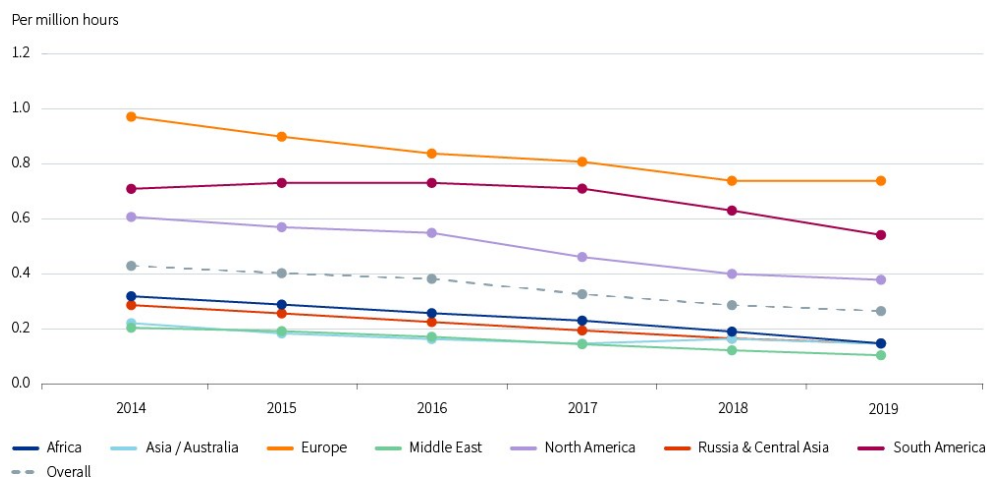
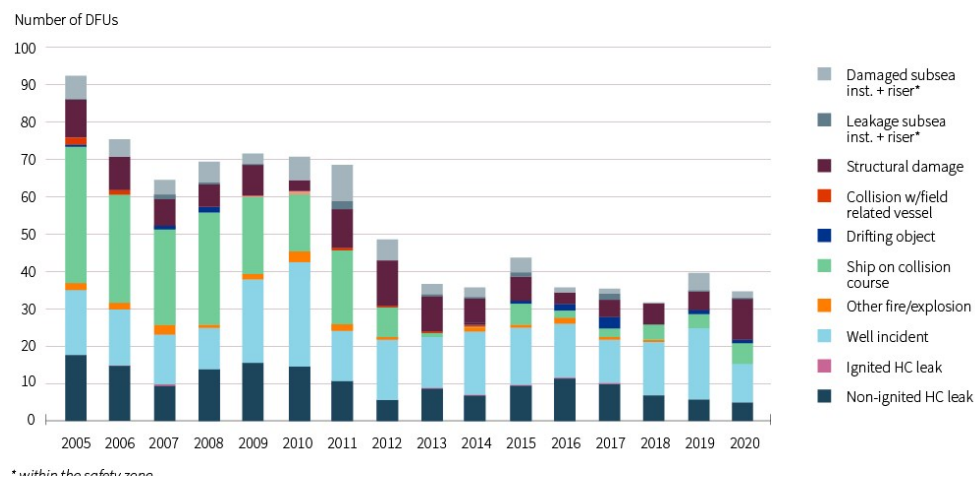


Figure 12. Lost time injury rate – five-year rolling average by region (IOGP, 2021).



In the latest version of its report Risk level on the NCS (RNNP), the PSA concludes that the safety in the Norwegian petroleum industry remains high. The number of offshore incidents with a major accident potential is down, where especially the numbers of hydrocarbon leaks and well control incidents in 2020 were historically low, (PSA, 2021).

Figure 14. Number of incidents with a major accident potential on the NCS (PSA, 2021)

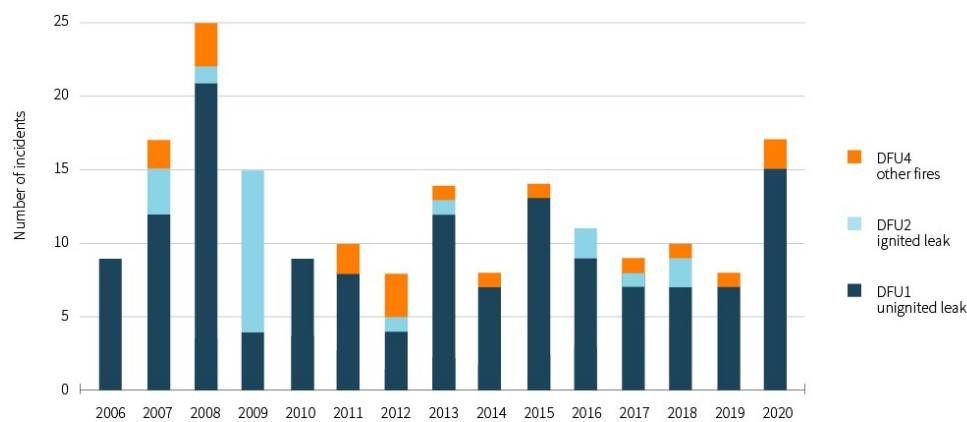


However, the trend on some indicators causes concern:

- A sharp increase in incidents with major accident potential at the onshore plants in 2020.
- A noticeable increase in structural incidents such as incidents involving dynamic positioning and mooring systems for mobile and floating installations, structural cracks, and waves on deck.
- Postponement of planned maintenance, especially the increase in maintenance backlog for HSE-critical equipment onshore.
- Negative trend in test results for safety-critical valves on offshore facilities.

However, it is important to state that the RNNP is a tool used to analyze trends over several years that require action or attention. Each report does provide a "snapshot" for a single year, but the formulation of R&D challenges and priorities is based on the trends observed over years.

Figure 15. Number of incidents with a major accident potential on onshore plants (PSA, 2021)



The further development of the NCS to stay competitive on costs, volumes, emissions and lead times, will require efficiency improvements, where the introduction of digital technologies, new business models and work processes, are central elements. New technology and the accelerating pace of changes introduces new hazards and risks that will have to be managed in the spirit of the zero accidents philosophy.

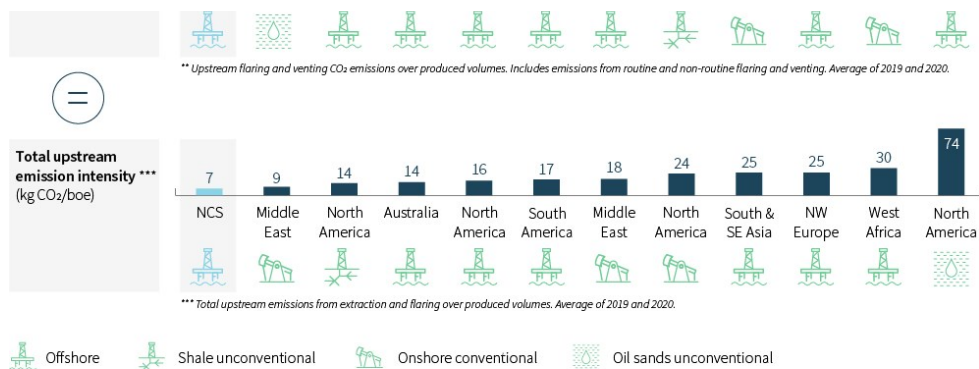
A continual improvement of HSE performance requires management attention and prioritization, as well as improved understanding of HSE risks, hazards, and underlying causes. OG21 has in Section 4.1 identified several areas where new knowledge and technology could contribute to a continued positive trend in HSE performance on the NCS.

Operational GHG emissions to be reduced

Greenhouse gas emissions (GHG) from the NCS production measured as kg CO₂ per barrel produced (CO₂-intensity), are the lowest among petroleum provinces globally, (Rystad Energy, 2021). This is largely a result of the ban on regular gas flaring introduced in 1974, and the introduction of a petroleum CO₂-tax in 1991.

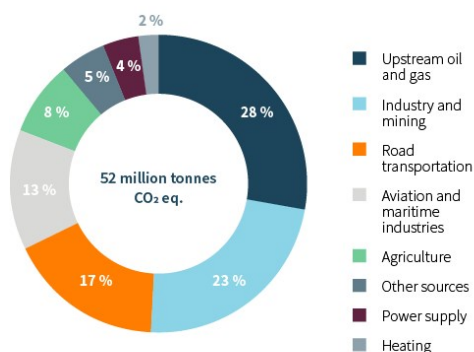
Figure 16. GHG emission intensity from O&G provinces (Rystad Energy, 2021)





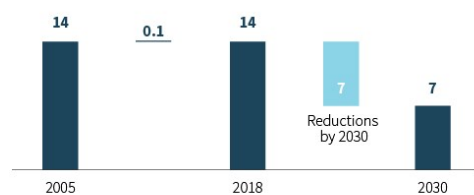
Still, the petroleum production is a significant contributor to the total Norwegian GHG emissions, as Figure 17 shows.

Figure 17. Norwegian GHG emissions per sector in 2018 (Rystad Energy, 2021)



The Norwegian petroleum industry represented by the Konkraft collaboration, launched ambitious GHG emission targets in 202 aiming for a 40% reduction in operational GHG emissions by 2030 as compared to the 2005 level, and further reducing the GHG emissions to near-zero by 2050. As part of the temporary tax changes for the petroleum industry agreed in the parliament in Jun 2020, the parliament asked the industry to further strengthen its 2030 target to a 50% reduction by 2030, see Figure 18. (Konkraft, 2021).

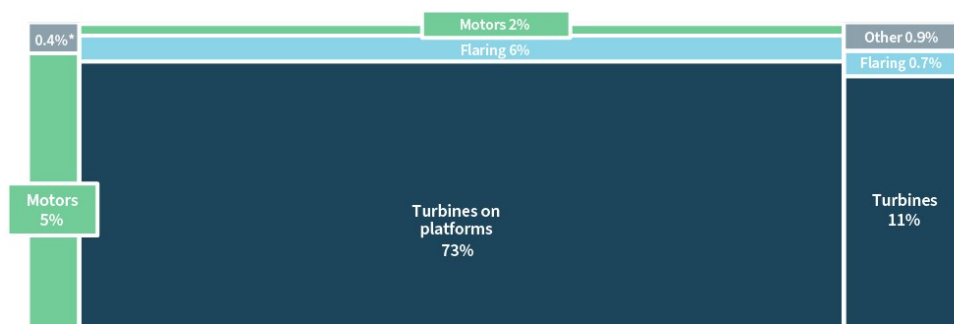
Figure 18. GHG emissions from the Norwegian petroleum industry and near-term reduction ambition (Rystad Energy (2021) based on Konkraft (2021))

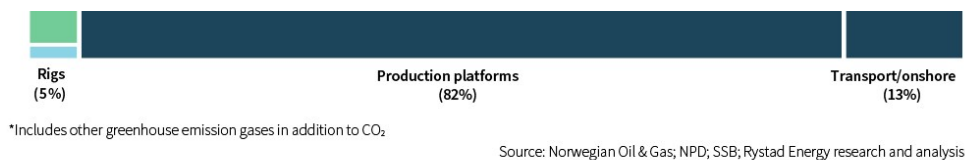


All numbers in million tons CO₂ equivalents

The main contributor to CO₂-emissions on the NCS is turbines, generating energy for the operations, see Figure 19.

Figure 19. Upstream CO₂ emissions in 2018 distributed on source (Rystad Energy, 2021)





The turbines are combustion engines running on natural gas, with thermal efficiencies dictated by fundamental thermodynamic laws and the load characteristics. Without bottom-cycle or heat recovery, offshore gas turbines typically have thermal efficiencies in the 30-35% range. The alternative use of the gas in modern combined cycle power plants onshore have a thermal efficiency above 60%, with a corresponding reduction in CO₂-emissions. In addition, capturing CO₂ for sequestration would be easier on large onshore plants. The case for electrification of the NCS with power from shore based on the Norwegian power mix or from other renewables, is hence strong from a technical CO₂ emissions perspective.

Konkraft has started the evaluations of how the 50% reduction ambition by 2030 could be met, see Figure 20. About 30% could be cut by projects already sanctioned and projects that are well matured, but not sanctioned, and a further 20% could be cut by projects currently in the concept phase. Approximately half of the necessary reductions would have to be cut by projects and measures that still need to be identified, matured and sanctioned.

Figure 21 illustrates that electrification from shore is the most important measure to meet the 2030 ambition. However, energy efficiency, reduction of flaring, and wind power have also been identified as important contributors by Konkraft.

Figure 20. Opportunity space for 50% GHG emissions by 2030 (Konkraft, 2021)

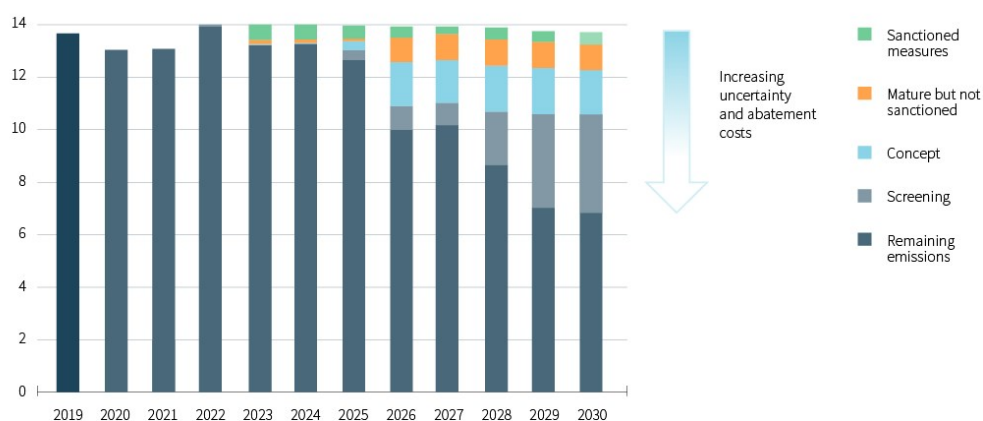
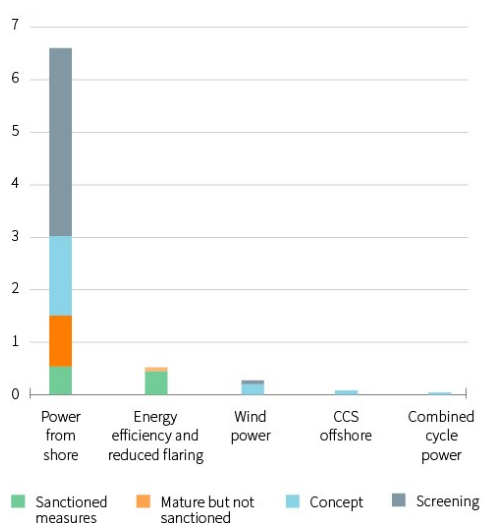


Figure 21. CO₂ abatement effect of opportunities according to Konkraft (2021)



As producing fields mature, their CO₂-intensity can be expected to increase unless measures are taken. Such measures include tie-back of new resources to increase the denominator in the metric, reduced water production through better reservoir drainag solutions or water separation downhole or on the seabed, and improved energy efficiency topside. Such measures, and other technology opportunities that could contribute to bring down GHG emissions, are described in Section 4.

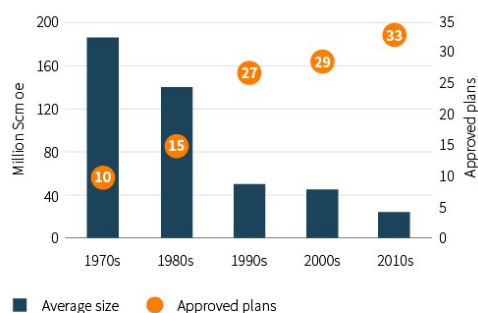
The GHG emissions from the consumption of hydrocarbons is considerably higher than the emissions from the production. This does not mean that production emissions are not important. Firstly, the NCS production emissions are a major contributor to national emissions. Secondly, as oil demand over time is reduced in the transportation sector due to electrification or substitution with low-carbon fuels, an increasing portion of the carbon will be locked in petrochemical products, which increases the relative importance of production emissions.

A maturing NCS with many small discoveries, substantial resources in existing fields and still the opportunity for large discoveries

3.4.1 Many discoveries on the NCS, but the average size is decreasing

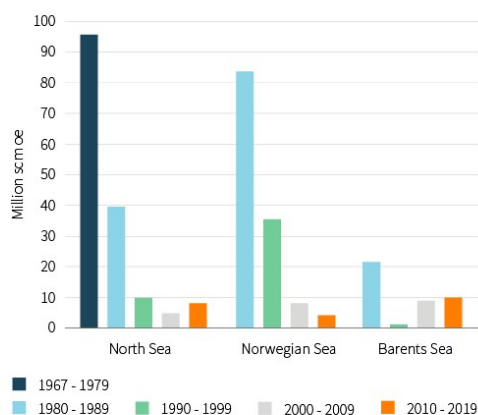
The NCS is maturing, which the average field development size per decade from the 70'ies and until today as shown in Figure 22 clearly indicates. At the same time the average number of field developments per decade has increased (NPD, 2019).

Figure 22. Average size at first PDO and number of approved development plans (NPD, 2019)



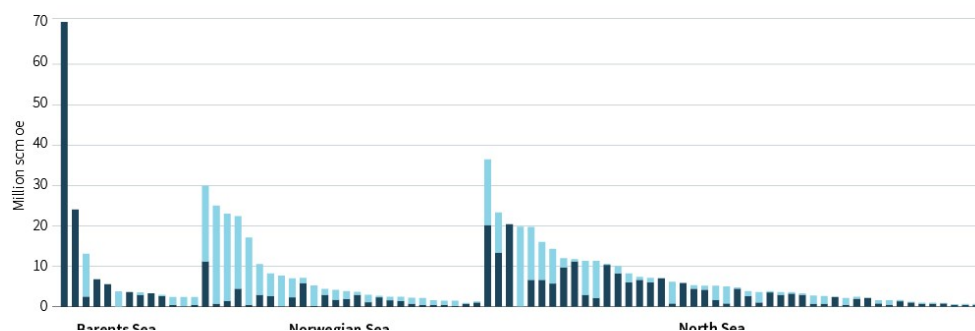
The large fields in the North Sea and the Norwegian Sea were mainly developed during the 70's and 80's, see Figure 23. With a few exceptions, notably the Johan Sverdrup field discovered in 2011, the discoveries and field developments have since then been relatively smaller. The Norwegian part of the Barents Sea is less explored, and a similar creaming curve for that basin is still not observed.

Figure 23. Development of average discovery size by region (NPD, 2020)



The NCS discovery portfolio in 2018 consisted of 85 discoveries with an average size of 49 million boe (NPD, 2019). The average discovery in 2019 and 2020 was approximately of the same size, see Figure 25. The average discovery on the NCS is small compared to many other provinces in the world, but the exploration success rate is high.

Figure 24. Discoveries by sea area and expected recoverable resources at 31 Desember 2018 (NPD, 2019)





With a reserves replacement ratio (RRR) of 0.7, new discoveries on the NCS have not been able to replace the production over the last 5 years, as Figure 26 shows. In a global context, the RRR is competitive though. The RRR does not reflect reserves growth in existing fields.

Figure 26. NCS reserve replacement ratio higher than most other regions (Rystad Energy, 2021)



3.4.2 Existing infrastructure key to further NCS development

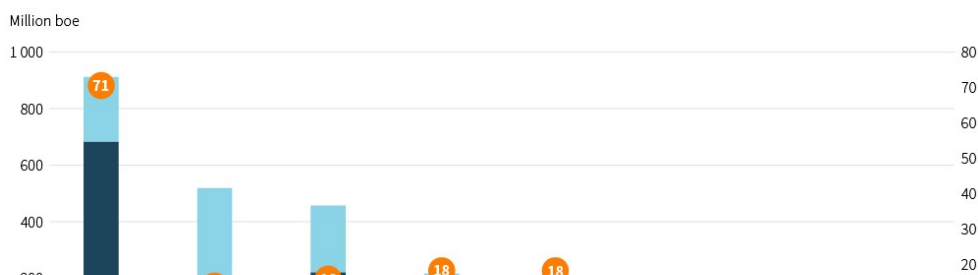
Existing infrastructure is key to the further NCS development:

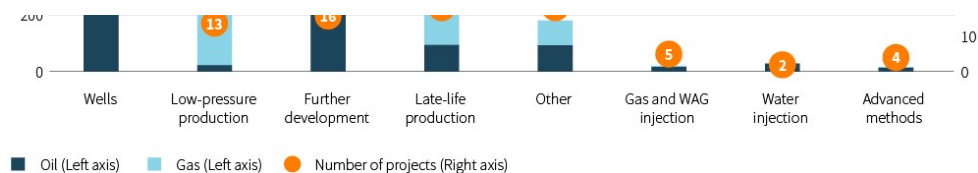
- Realizing the large contingent resources in existing fields, indicated in Figure 2 in Section 4.
- Realizing the large portfolio of smaller discoveries that would require tie-back to a host.
- It encourages further exploration in the proximity of potential hubs.

Contingent resources in existing fields are of the same magnitude as the contingent resources in the discovery portfolio. Historically, operators in collaboration with suppliers on the NCS have been able to realize such resources with great success.

Looking forward, there are numerous projects in the pipeline that would improve oil recovery (IOR) from existing fields – Figure 27 shows specific but undecided projects reported to the NPD. Wells are the most important measure to realize new resources from existing oil fields, whereas low-pressure production is the measure that is favored for gas fields.

Figure 27. Projects and estimated recoverable volumes for oil by project category (NPD, 2019)

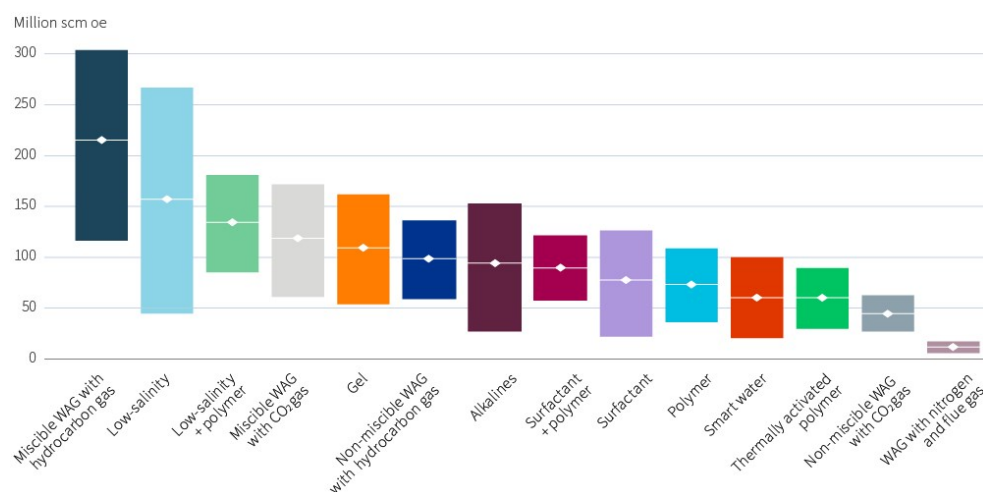




In addition, there is a substantial potential for improved recovery related to more advanced methods, the so-called Enhanced Oil Recovery (EOR) methods, see Figure 28. The figure presents the scaled potential for specific EOR methods summed up for 27 discoveries and fields included in an NPD study on the EOR potential (NPD, 2019). The scaled potential reflects operational criteria as well as economics.

Despite the potential large volumes such measures could provide, there are only few projects currently being considered, as Figure 27 shows.

Figure 28. Potential volumes from Enhanced Recovery Methods on the NCS (NPD, 2019)



IOR and EOR methods can provide large added volumes. When it comes to investment decisions, many of the methods fall short because of either high costs and/or high GHG emissions.

Most of the 85 discoveries in the NCS portfolio are too small to justify stand-alone developments, and would therefore require tie back to existing infrastructure to become realized, as Figure 29 suggests. 86% of the discoveries are within a 40 km distance to possible host discovery. Only 4 of the 85 discoveries are further than 60 km away from a potential host facility.

The size distribution of the discoveries and the proximity to potential host facilities, illustrate the importance of efficiently utilizing existing infrastructure for the further development of the NCS (NPD, 2019).

Figure 29. Resources and distances to possible host facilities for discoveries in the NCS portfolio (NPD, 2019)

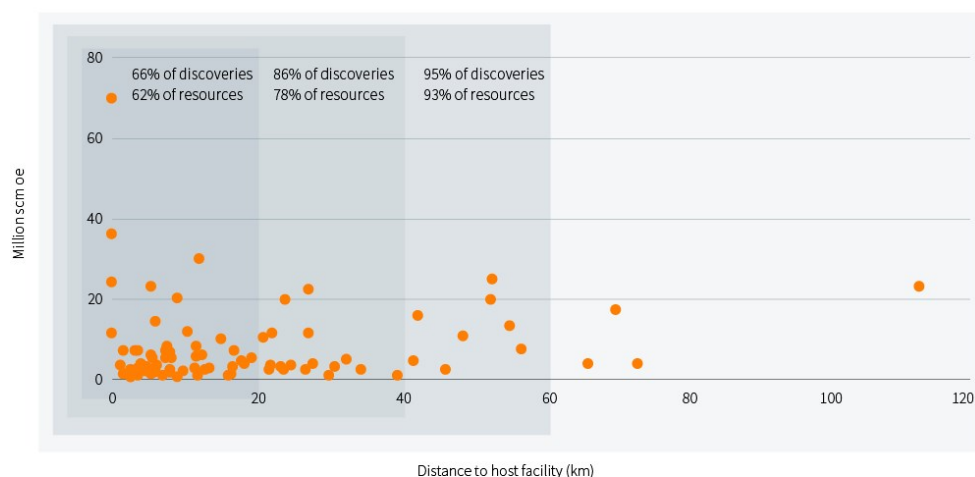
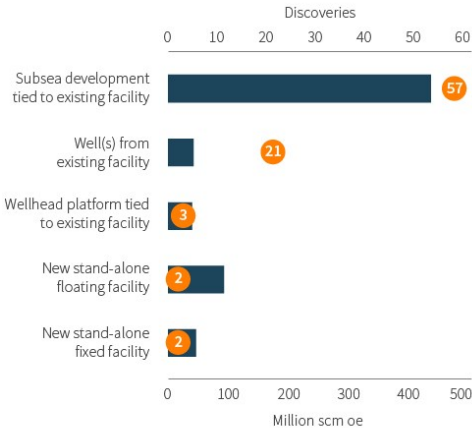
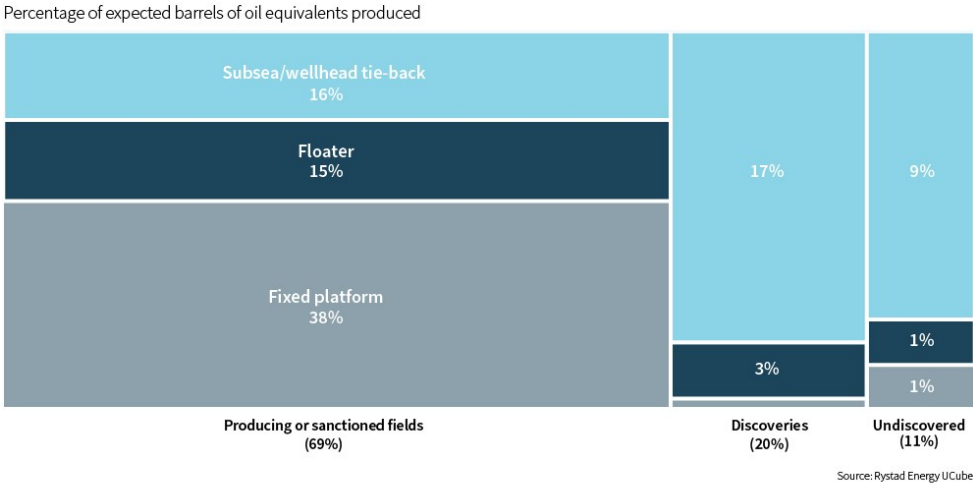


Figure 30. Most probable development solution for discoveries (NPD, 2019)



Realizing more resources on the NCS is a cross-functional task involving subsurface, drilling and well, and facilities disciplines, in close collaboration with safety and external environmental groups. This is reflected in the OG21 technology priorities described in Section 4.

Figure 31. Expected production from the NCS 2021-2050 (Rystad Energy, 2021)



A continued high attention to cost is required to stay competitive

Break-even prices on the NCS are currently competitive compared to other oil provinces (Figure 32). As Figure 33 indicates, this is mainly due to low operational costs, which again is caused by a cost-efficient infrastructure well suited for development of new resources in the fields or near-field tied back to hubs.

Although exploration costs (Expex) and capital costs (Capex) for new projects have come down considerably since 2014, Figure 33 clearly shows that Expex and Capex on the NCS are relatively high compared to the competition.

Figure 32. Break-even prices for oil fields sanctioned since 2018 (Rystad Energy, 2021)

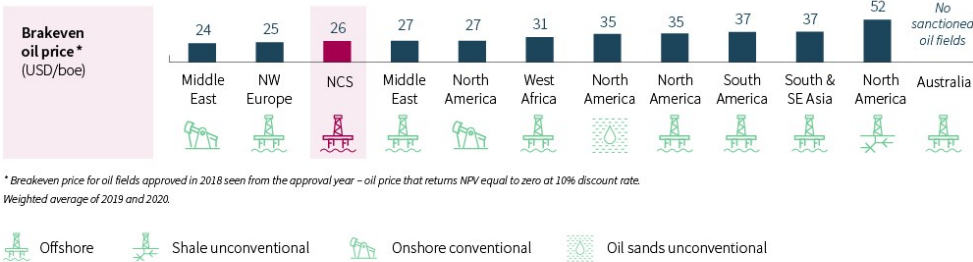
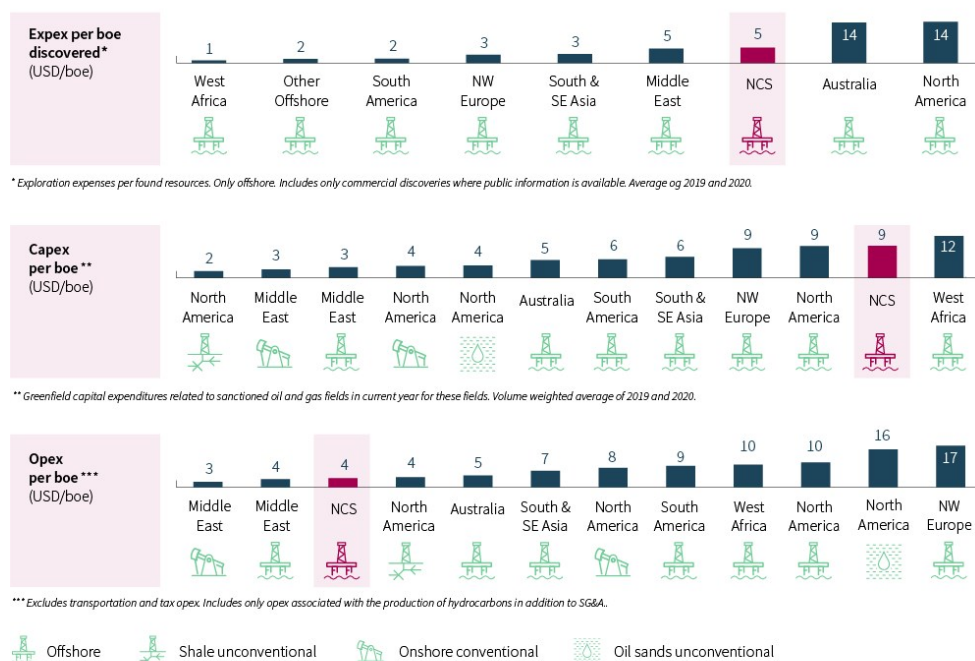
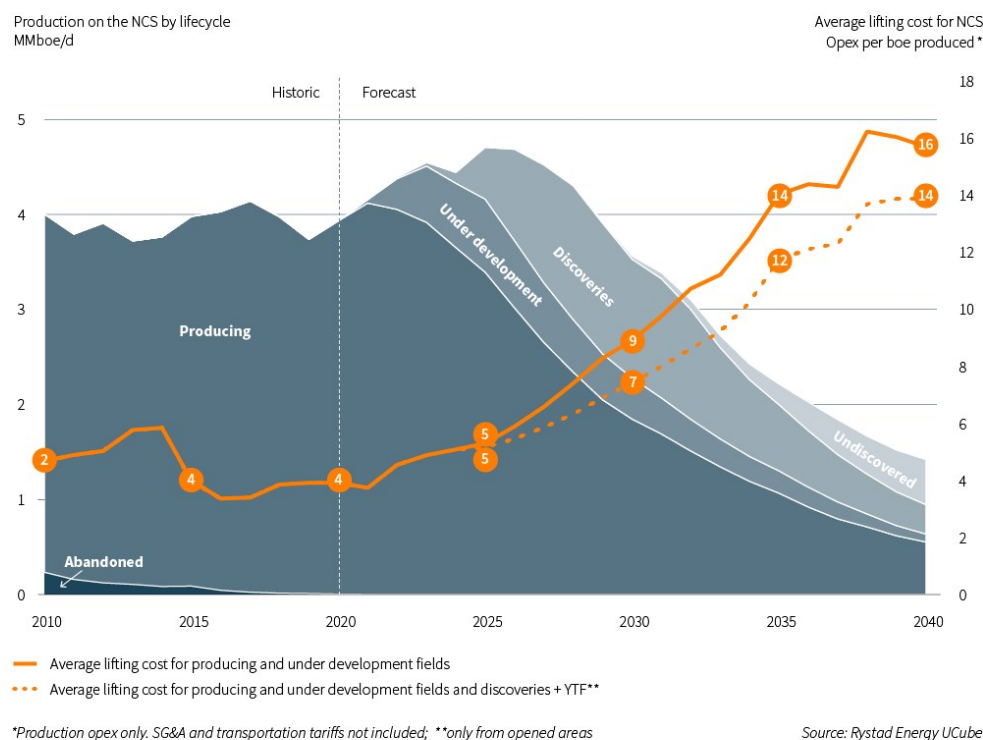


Figure 33. Expex, capex and opex on the NCS (Rystad Energy, 2021)



To further underline the generic cost challenge, the currently favorable Opex level on the NCS contributing to the low break-even price, cannot be taken for granted. Operational costs remain largely at the same absolute level for an installation throughout its lifetime, and as the production from a field declines, the average lifting costs per barrel increase. Figure 34 illustrates this on an aggregated level for the NCS.

Figure 34. Average lifting costs as the NCS matures (Rystad Energy, 2021)

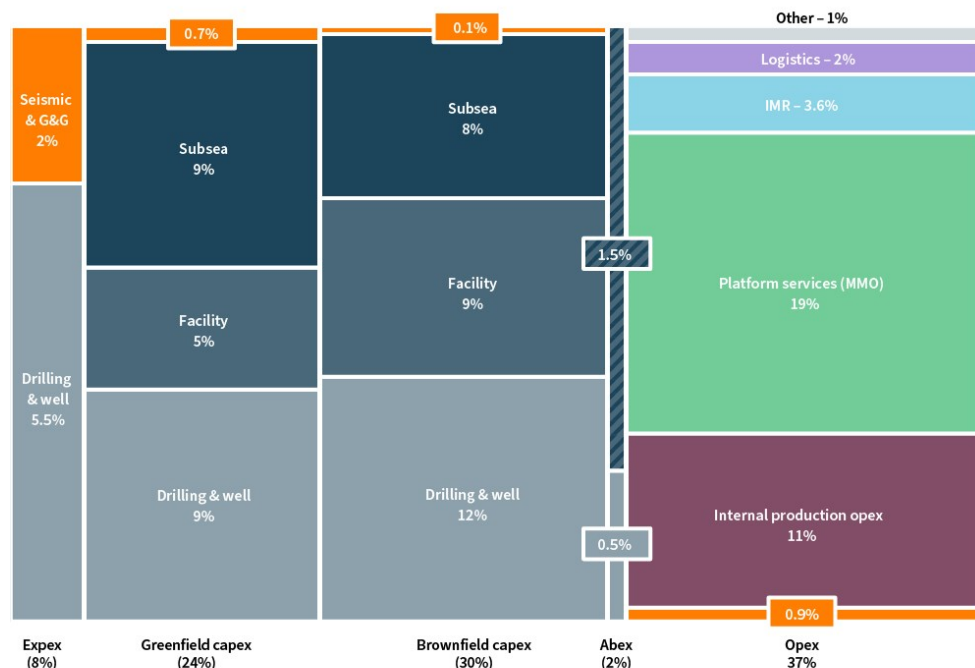


As Figure 35 illustrates, we expect four main cost areas over the next two decades:

- Drilling and well (28%)
- Facility capex (14%)
- Platform service and maintenance (19%)
- Subsea capex (17%)

Figure 35. Expected main cost areas for the NCS year 2021–2040 (Rystad Energy, 2021)

Percentage of spending



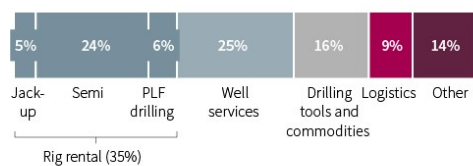
Source: UCube, ServiceDemandCube

A deeper dive into the expected four main cost areas is shown in Figure 36.

Figure 36. Four main cost areas for the NCS 2021-2040 broken down into cost elements (Rystad Energy, 2021)

Drilling & well

Drilling & well spend by component 2021 – 2040
Percentage

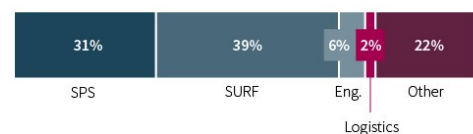


Rigs are 35% of the total well cost, addressing time spent drilling is of high value.

Three large associated buckets with well service, drilling tools and commodities and logistics. These are also highly time dependent.

Subsea capex

Subsea capex by component 2021 – 2040
Percentage




Traditional contract scopes covers 70% of subsea capex. SURF most important as it includes installation.

SPS system typically just below 1/3 of the project cost.

Facility capex

Facility capex by component 2021 – 2040
Percentage

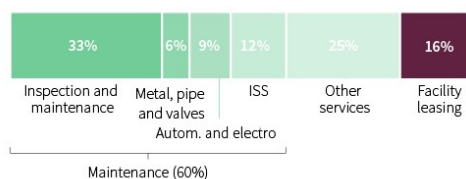


EPCI largest segment covering 33% and equipment it covers more than 20%.

MMO capex including large brownfield topside modules is almost 1/3 of the market.

Platform services

Platform services by component 2021 – 2040
Percentage



The majority of platform services are labor intensive except for facility leasing (leased FPSOs), which makes up 12% of platform services on the NCS.

Maintenance accounts for 50% of the spend, together with MMO capex, this bucket is substantial.

Source: Rystad Energy UCube; ServiceDemandCube

De-commissioning costs is a growing concern on the NCS. Many fields approach the end-of-life, and wells will have to be plugged and facilities removed. UK numbers suggest that plugging and abandonment of wells (P&A) contribute with 49% of de-commissioning costs, whereas removal of facilities, site remediation and monitoring combined contribute with around 34% of the costs.

Figure 37. Break-down of expected de-commissioning costs in the UK over the next decade (Rystad Energy, 2021, based on numbers from UK Oil and Gas)

UKCS Decommissioning Work Breakdown Structure – Ten-Year Expenditure Forecast





More than 3000 wells are going to be plugged and abandoned safely on the NCS over the next decades. A typical P&A operation on the NCS takes 35 days with the use of a mobile drilling unit. This is longer than P&A operations in other offshore petroleum provinces and it drives costs. More efficient P&A methods in addition to methods that would allow lighter vessels to be used for P&A, would have the potential to reduce costs considerably.

Figure 38 P&A durations and costs on the NCS compared with other basins (Rystad Energy, 2021)



Utilizing and extending the life of existing infrastructure contributes to cost-efficient development of new fields in the vicinity. This has a positive effect on NPV as some de-commissioning costs are moved into the future. An alternative use of facilities when the field approaches late-life or even after production has shut down, could have the same effects.

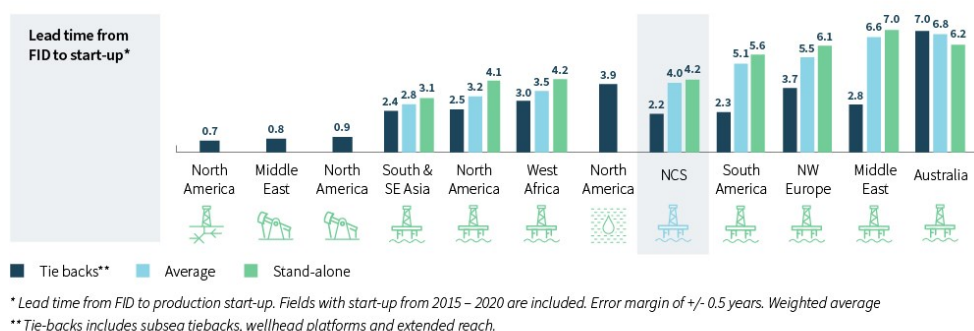
The cost challenge on the NCS remains high in all phases: exploration, field development, production and operations, and de-commissioning including P&A. Bringing costs down is an important driver behind the development and implementation of new technology for all these phases, as the discussion of OG21's technology priorities in Section 4 shows.

Reduction of lead time increasingly important

The lead time, measured as time from investment decision to production starts, is an increasingly important parameter when sanctioning new investments. Shorter lead times reduce uncertainties related to product prices, costs for emitting GHG gases, and policy development.

Onshore developments within conventional and shale stand out as the projects with the lowest lead times. The NCS is on the average compared to other offshore provinces on this metric. However, tie-backs to hubs, which is a very important field development solution on the NCS, compare very favorable to other offshore regions.

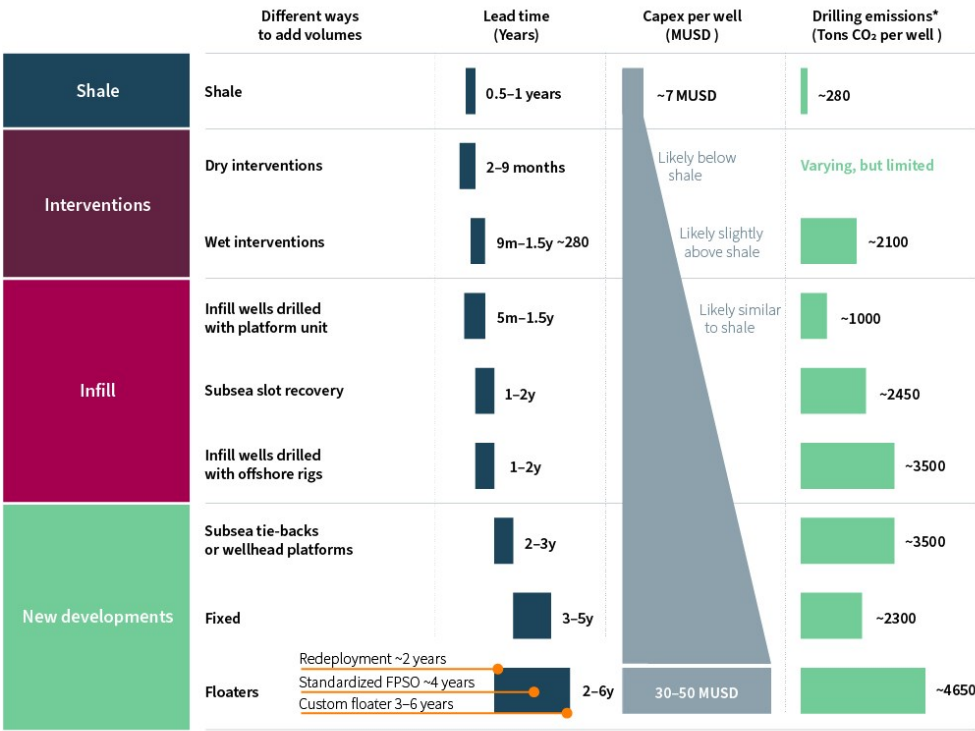
Figure 39. Lead times from investment decision to production start-up for O&G regions (Rystad Energy, 2021)



Some field development methods on the NCS offer lead times that are at par with the best industry performance. Well


interventions and infill wells are examples that provide volumes with lead times ranging from months to less than 2 years.

Figure 40. Some field development methods provide competitive volumes at low cost and with short lead times (Rystad Energy, 2021)



When considering new technology, the ability of the new technology to reduce lead time and accelerate production should be included.

Technology and knowledge needs



Overview of technology priorities for all disciplines

The overarching goal of technology development and implementation is to realize value from the NCS safely and with minimal environmental impact.

The OG21's technology groups (TGs) have identified new technology and competence that could improve the NCS competitiveness in light of the future demand for oil and gas described in Section 2 and the challenges and opportunities described in Section 3.

A total of 30 technology and knowledge areas have been prioritized. In addition, the TGs have discussed and identified opportunities for new industry development based on the competence and solutions in the petroleum industry as well as opportunities for improved life-cycle management and circular economy.

An overview of the technology priorities per discipline (TG) and interconnections between disciplines, is shown in Figure 41. Estimates on potential value for technology opportunities is presented in Figure 42. A detailed description of the prioritized technology areas for each TG is provided in the following sub-sections.

As Figure 41 indicates, a broad range of technologies is needed to improve the NCS competitiveness. Each prioritized technology area offers significant improvements on at least one of the competition metrics. Combined, the prioritized technology areas hold promise of improving the NCS competitiveness along all metrics, including volumes, costs, and CO₂-emissions.

The prioritized safety and environment technology areas are fundamental for the "license-to-operate". Addressing the technology and knowledge needs within these areas is therefore of vital importance for the further development of the NCS.

Stakeholders in the petroleum sector have a shared responsibility for addressing the technology priorities through R&D&I, and OG21 therefore encourage industry enterprises, universities, research institutes as well as public funding bodies, to reflect OG21 priorities in their R&D&I plans and programs.

We have not indicated current TRL-level for the prioritized areas. The reason is that even for prioritized areas where mature technologies exist in the market, there is still scope for radical new innovations, new components or new knowledge that could replace or improve existing solutions.

Figure 41. Overview of technology opportunities per discipline (TG) and cross-discipline dependencies

TG	Opportunity name	TG1	TG2	TG3	TG4	TG5
TG1 Climate change and environment	#1 Energy efficiency in offshore operations	●	○	○	○	○
	#2 Reduced cost of electrification	●			○	
	#3 Offshore carbon capture and storage	●	○		○	○
	#4 Lifecycle assessments	●	○	○	○	○
	#5 Leak detection and mitigation	●			○	○
	#6 Environmental risk assessment and management	●				○
	#7 Oil spill contingency	●			○	○
	#8 Environmental performance data	●			○	
TG2 Subsurface understanding	#9 Offshore CO ₂ storage and late-life deposits	○	●	○	○	
	#10 Data acquisition for subsurface understanding and models		●	○		
	#11 Data management for subsurface understanding and models		●		○	
	#12 Subsurface understanding and models	○	●	○	○	○
	#13 Water management	○	●	○	○	
TG3 Drilling, completions, intervention and P&A	#14 Data gathering and optimization of drilling operations		○	●	○	○
	#15 Improved drilling equipment	○		●		
	#16 Advancements in well construction and methodologies			●		○
	#17 Subsea well intervention technologies	○		●	○	○
	#18 Recompletion and multilateral technologies		○	●		○
	#19 Challenging reservoirs	○		●	○	
TG4 Production, processing and P&A	#20 More efficient P&A		○	●		○
	#21 Facility integrity and lifetime extension of fields				●	○
	#22 Data collection for facilities				●	
	#23 Data management for facilities		○	○	●	○
	#24 Digital tools for improved monitoring, better understanding and more efficient operations		○	○	●	○
TG5 Safety and working environment	#25 Unmanned facilities and subsea tie-backs		○	○	●	○
	#26 Consequences and opportunities from adoption of new technologies	○	○	○	○	●
	#27 Consequences and opportunities of new business models	○	○	○	○	●
	#28 Major accidents – improved understanding of risks and uncertainty	○	○	○	○	●
	#29 Improved working environment	○	○	○	○	●
	#30 Cyber security as an enabler for digitalization	○	○	○	○	●

Figure 42 Overview of prioritized technology opportunities and estimated, potential effects on competition metrics for prioritized technologies* (Rystad Energy, 2021)

TG	Opportunity name	potential (mmbbl 2020–2050)	potential (BUSD 2020–2050)	reduction potential (mt CO2 2020–2050)
TG1 Climate change and environment	Energy efficiency in offshore operations	Neutral	5.2	29.0
	Offshore carbon capture and storage	Neutral	-9.0	35.0
	Leak detection and mitigation			
	Environmental risk assessment and management	Prerequisite for continued operations and future technology adoption		
	Oil spill contingency			
TG2 Subsurface understanding	Offshore CO2 Storage and late-life deposits	495	-13.0	Very large, but scope 2 & 3
	Data gathering for subsurface understanding and models			
	Data management for subsurface understanding and models	Enabler for technology opportunity #9		
	Subsurface understanding and models	2560	10.0	1.5
	Water management	1090	0.0	7.0
TG3 Drilling, completions, intervention and P&A	Data gathering and optimization of drilling operations	1550	5.8	1.3
	Improved drilling equipment	0	6.0	2.5
	Advanced well construction and methodologies	840	4.4	0.9
	Subsea well intervention technologies	1520	4.2	0.9
	Recompletion & multilateral technologies	1350	7.0	0.6
	Tight and inhomogenous reservoirs	970	-7.8	1.9
	More efficient P&A and road to rigless	Neutral	5.9	0.6
TG4 Production, processing and P&A	Material condition detection and degradation mechanisms			
	Data gathering for facilities	Enabler for technology opportunity #21		
	Data management for facilities			
	Digital tools for improved maintenance and more efficient operations	970	20.0	16.5
	Unmanned facilities and subsea tie-backs	800	11.0	1.5
	Standardized subsea templates	710	14.6	Neutral
TG5 Safety and working environment	Consequences and opportunities from adoption of new technologies			
	Consequences and opportunities from new business models	Prerequisite for continued operations and future technology adoption		
	Major accidents: Improved understanding of risk and uncertainty			
	Improved work environment			
	Cyber security as enabler of other digitalization technologies	Prerequisite for digitalization technologies		

* There is a small discrepancy in the naming of technology opportunities in Figure 41 and Figure 42. The reason is that the opportunities have been further matured by OG21 after the final report from Rystad Energy was delivered.

Source: Rystad Energy research and analysis

Safety and working environment

The NCS and the Norwegian petroleum industry compete in global markets. To stay competitive the industry needs to become more cost-efficient, successfully explore and develop new resources, reduce lead times, and significantly reduce GHG emissions as discussed in Section 3. But at the same time, a high safety level must be achieved to maintain support in the society.

The strive for improved competitiveness for a maturing oil province as the NCS introduces safety risks that must be managed, e.

- An aging infrastructure which requires more inspection and maintenance.
- New inspection and maintenance philosophies and technologies.
- New digital technologies like remote operations and autonomy.
- New low-carbon technologies and energy carriers like hydrogen and ammonia.
- A changing operator landscape with fewer large international companies and more medium sized and small independent oil companies.
- New business models and contract models where contractors and suppliers are integrated with operators.

- Increased integration of digital systems and technologies that could render the systems more vulnerable to cyber security threats.

These risks have been considered when TG5 has prioritized technology and knowledge areas. The prioritized technology and knowledge areas for TG5 are:

- Consequences and opportunities from adoption of new technologies.
- Consequences and opportunities of new business models.
- Major accidents: Improved understanding of risks and uncertainty.
- Improved working environment.
- Cyber security as an enabler for digitalization.

An important principle on the NCS is that changes shall provide at least the same level of safety as prior to the changes. Understanding the safety and working environment consequences of introducing new technology is hence important. We need improved understanding as well as improved safety risk management of the potential safety and working environment hazards of all types of new technologies being considered for implementation. This includes the technology needs identified by the other OG21 Technology Groups.

The same principle also applies to organizational and structural changes. It is therefore important to improve the understanding of how the changing NCS operator landscape as well as new collaboration models such as strategic alliances between operators, suppliers, and service providers, influence safety and the working environment.

Petroleum operations involve safety risks. The industry works continuously to identify hazards, and understand, reduce, and mitigate risks. To improve, the industry needs to further develop the understanding of risks including how to manage the inherent uncertainty that risks are associated with. This particularly applies to major accident risks. Improvement areas include for instance better integration of human factors in risk management tools, and improved systems for learning from the past.

The precautionary principle should be applied when the consequences of activities are uncertain or unknown. There is a continued need to better understand the physical, chemical, social, or the psychological work environment of ongoing activities. Likewise, such working environment factors should be investigated also when new technology and new work processes are implemented.

The cyber-security area addresses an imminent and rapidly increasing threat to the industry. The industry is progressively making use of digital solutions in numerous new areas. As new digital technologies are implemented and industrial operational systems are becoming more integrated with other information technology systems in enterprises, the design and management of barriers becomes more complex. There is a need to better understand safety implications of new infrastructure complexities and threats as well as the vulnerability of data and applications. Furthermore, it's important to strengthen the national cyber security competence and the situational awareness on such issues in the Norwegian petroleum industry. The industry is dependent upon a digital transformation to stay competitive, and managing cyber-security threats efficiently, is fundamental to this transformation. In this context it should also be noted that improved management of information and communication technology (ICT) security has a potential large transfer value to other disciplines.

CASE - TG5

[DNV Safety 4.0 project](#)

	Link to technology	
	table	

Environment and greenhouse gas emissions

The prioritized technology and knowledge areas for TG1 are:

- Energy efficiency in offshore operations.
- Reduced cost of electrification.
- Offshore carbon capture, utilization and storage (CCUS).
- Lifecycle assessments.
- Leak detection and mitigation.
- Environmental risk assessment and management.
- Oil spill contingency.
- Environmental performance data.

The first three are addressing the need for reducing CO₂-emissions from the NCS, described in Section 3.3; whereas lifecycle assessments look at assessing environmental impacts beyond the NCS geography (supply chain etc.). The next three are relate to the “zero harm” vision and drive for continual improvement described in Section 3.1 and 3.2. The final point looks at the coverage of and access to data which describes environmental performance.

Technology development includes development of knowledge. The technology strategy emphasizes the need for improved knowledge, improved risk understanding, and corresponding mitigating actions to ensure a sustainable effect on the environmer from the oil and gas activities.

Implementation of new technologies might affect risk. Technology development within the environment and greenhouse gas emission perspectives will need to consider its possible impact on safety by ensuring an integrated risk assessment of possible technology solutions.

CASE - TG1

[HYWIND Tampen: The world's first renewable wind power for offshore oil and gas.](#)



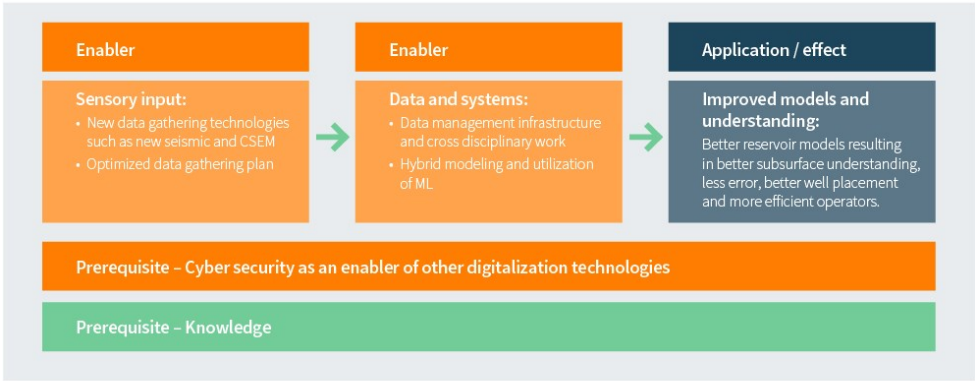
Environment and GHG emissions - prioritized technology and knowledge areas

The prioritized technology and knowledge areas for TG2 are:

- Offshore CO₂ storage and late life deposits.
- Data acquisition for subsurface understanding and models.
- Data management for subsurface understanding and models.
- Subsurface understanding and models.
- Water management.

The "data acquisition" and "data management" technology areas, described in detail on the next pages, are enablers for the "subsurface understanding and models" technology area. This is shown in the figure below.

Figure 43. Data acquisition and management enable improved subsurface understanding and models



The TG2-prioritized technology areas are important for all the competition indicators described in Section 3.

For instance, the improved subsurface understanding and models, building on data acquisition and the management related to it will provide the fundament for:

- Finding and maturing new resources.
- Cost-efficient reservoir drainage.
- Safe and cost-efficient drilling.

Offshore CO₂ storage has, in addition to receive and store large amounts of CO₂ from industry sources in Norway and abroad, the potential to extend the lifetime of fields beyond the cessation of O&G production.

Improved water management will lead to significant reductions in water cycling, and thereby lower emissions from power generation. It is also expected that improved water management will accelerate HC production and yield higher resources by a more efficient reservoir drainage, as well as savings related to less energy consumption for processing of both injection and produced water.

CASE - TG2

[Retrofit MLT and through tubing drilling](#)

Link to technology table

Subsurface understanding - prioritized technology and knowledge areas

Drilling, completions, intervention, and P&A

Although drilling performance has improved substantially over the last 6 years, Drilling & Wells is still the main cost element on the NCS, representing 28% of estimated expenditures on the NCS for the 2021-2040 time period (Rystad Energy, 2021).

The prioritized technology and knowledge areas for TG3 are:

- Data gathering and optimization of drilling operations.
- Improved drilling equipment.
- Advanced well construction and methodologies.
- Subsea well intervention technologies.
- Recompletion and multilateral technologies.
- Challenging reservoirs.
- More efficient P&A.

All TG3-priorities have the potential to cut costs on the NCS significantly (see Figure 42). In addition, most would contribute to adding significant volumes. Most of the priorities would also have a potential positive impact on CO₂-emissions.

"Challenging reservoirs" are with current technologies associated with higher CO₂-emissions than conventional reservoirs. Considering the large volumes on the NCS in such reservoirs, the R&D efforts should be aimed at reducing CO₂-emission to at least the same level as for conventional reservoirs. We believe such reservoirs could potentially be drained with technologies that are not necessarily very energy consuming, e.g. more mechanical technologies can be developed, and fluid pumping methods could be advanced.

Common for most of the evaluated TG3 priorities is that they can be adopted fast – often they would yield saved costs or added volumes within a year from investment decision. This makes such technologies especially attractive in a business environment where fast returns are favored and may explain why such technologies had a relatively high adoption rate during the petroleum recession period 2014-2018.

We have seen some technology development for rig equipment over the last years, but there is still scope for further improvements. Making use of sensor data and Artificial Intelligence (AI) to improve automation and make the rig operate more towards optimum performance every time, will improve the efficiency and as such minimize the carbon footprint of the operation. This combined with improved and modernized drilling equipment has a considerable potential.

When it comes to well construction, new drilling methods and optimized well design combined with intelligent utilization of existing wells have been demonstrated by some of the operators on the NCS. There are however several new technologies where the full potential is still not harvested. Further development and adoption of such technologies could reduce the number of days per well and facilitate cost and volume optimized wells, i.e. maximizing the value of each well.

P&A of wells on the NCS is a considerable challenge ahead. We need step change technologies to make these operations as effective as possible to minimize future expenditures. The market volume is increasing, and several service companies are very creative in this arena and should be stimulated to advance these technologies to minimize rig days, emissions, and costs.

CASE - TG3

[Do we have to use rig for P&A operations? Do we have to pull the tubing, or can the tubing remain in the well?](#)

	Link to technology table	

Drilling, completions, intervention and P&A - prioritized technology and knowledge areas

Production, processing, and transport

Remaining contingent resources on NCS as presented in Figure 2, are almost equally distributed between contingent resources existing fields and contingent resources in the NCS discovery portfolio. Average size of discoveries is decreasing, but most discoveries are within tie-back distance to existing fields, as shown in Figure 29.

The NCS is characterized by very efficient infrastructure which is the main reason behind favorable operational costs and break even prices presented in Figure 32 and Figure 33. However, as production declines from existing fields, costs per barrel increases unless more resources are produced.

Cost-efficient continued development of the NCS is therefore dependent upon two success factors in particular:

- Efficient utilization of the existing infrastructure to realize contingent resources in the areas.
- Realization of discoveries through tie-backs to existing infrastructure.

Making a step-change in cost effectiveness for subsea solutions will enhance tie-in economy and hence provide a great impact on the ability to lift additional volumes from near-field discoveries and prospects. With the high number of potential tie-in projects going forward, there is a great advantage to standardize on new subsea technologies to enable wide implementation with reduced unit costs.

Safe lifetime extension of existing installations is contingent on cost-effective documentation of present state with adequate quality. In this context, efficient development and implementation of sensors and tools, both physical and software, is important across NCS. Robotics with increased level of autonomy and advanced analytics including Artificial Intelligence can prove vital tools for documentation of condition, but also safe and efficient production while in operation.

Value of data is realized when used to update a risk picture, integrate into optimization schemes, or inform decisions to be made. Further, efficient data-collection will bring most value when systemized and coupled with domain knowledge on e.g. degradation mechanisms and prediction of future load and response. Such knowledge on both capacity and load side of offshore structures is important. Technologies improving management of information across all project development interfaces (research communities: contractors, suppliers, service providers, partners, manufacturers, integrator) is needed to improve efficiency in engineering, construction, operation/maintenance. This calls for standardized digital twin solutions.

Extent of modification scope needed on existing infrastructure to accommodate tie-backs is important for viability of new tie-in prospects. Swift modification and hook-up are important also for production efficiency of the existing production. Ability to choose subsea processing technology may ease topside modification scope, reduce cost and project execution time and thereby enhance overall economy of such projects. Several subsea processing technologies matured to project ready level is hence needed to capitalize on these opportunities.

For long tie-back distances, multiphase flow technology development competes with subsea processing and unmanned installations to provide the best development solution for a given prospect. Use of unmanned installations, floating or fixed, will increase the ability to process well stream to transport quality. Using existing infrastructure onshore as well as offshore for further processing can prove cost efficient. Further development of unmanned systems needed to improve brownfield as well as open greenfield opportunities is essential to harvest the full potential and define the NCS petroleum future.

The prioritized technology and knowledge areas for TG4 are closely linked to the success factors. The TG4 priorities are:

- Material condition detection and degradation mechanisms.

- Digital sensory and technologies for facilities.
- Data management for facilities.
- Digital tools for improved monitoring and better understanding.
- Unmanned facilities and subsea processing.
- Standardized subsea templates.

CASE - TG4

[All-electric subsea - A game-changing technology going forward](#)

Link to technology table		

Production, processing and transport - table prioritized technologies

Enablers for innovation and broad implementation



A need for technology leadership

The value of new technology and knowledge is realized when it is applied. A study by OG21 showed that technology adoption takes too long time (OG21, 2018).

The study concluded that there is a tendency of over-emphasizing technology risks over the opportunities the technology offers. The tendency is exacerbated by risk-averse decision makers in oil companies and production licenses that add their perceived risks to technology investment decisions. The final decision makers in a production license tend to have a narrow objective of optimizing the value for the license, rather than for a portfolio of production licenses at company or national level.

OG21 believes the combination of risk management tools that fail to consider value creation opportunities, technology risk aversion among decision makers and a lack of portfolio thinking, lead to over-cautious technology decisions unless enterprise culture, leadership, objectives, and incentives drive a different behavior. (OG21, 2018).

Recommendation: Industry enterprises should have visible “technology champions” at the executive level. Technology responsibility should start at the executive level and be distributed throughout the organization. Executive level technology managers should make sure that technology opportunities are identified and communicated to potential technology providers in a timely fashion.

An efficient innovation system with public stimulation of R&D&I

5.2.1 A sectoral approach to innovation in Norway

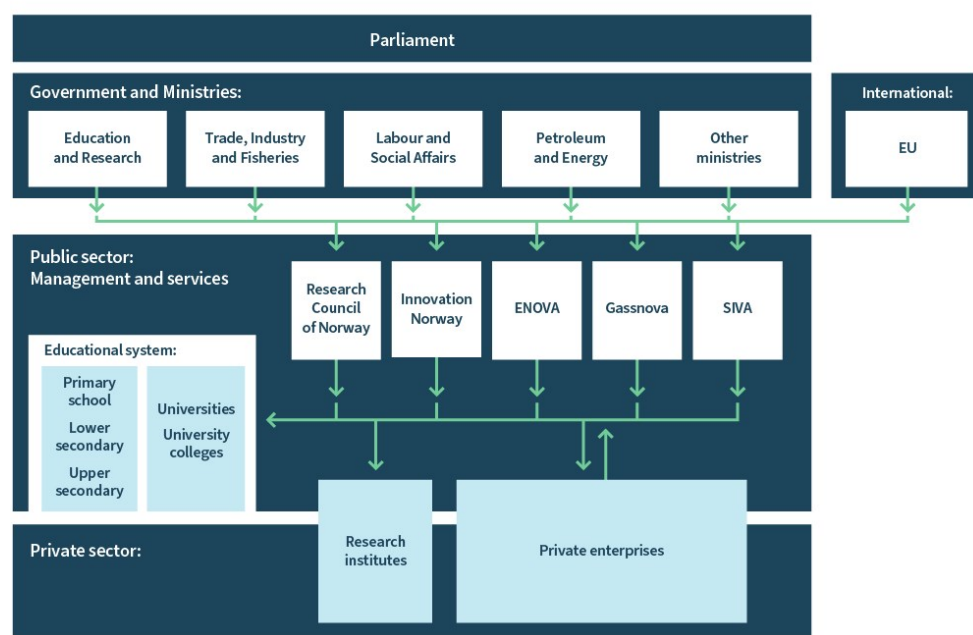
The innovation system in Norway follows a sectoral principle where individual ministries govern and coordinate R&D&I investments within their responsibilities, see Figure 44. The “21-processes”, such as OG21, support this structure by providing guidance on R&D&I priorities within the sector, often based on a bottom-up approach.

The approach has some obvious benefits, e.g. that R&D&I investments target specific challenges within an industry, and that it is easy to obtain alignment between industry, academia and the ministry on objectives and priorities. The approach has proven efficient to produce results with significant impact as a study commissioned by the RCN on effects of petroleum R&D, clearly indicates (Rystad Energy, 2020).

The sectoral principle also has some weaknesses, as alluded to by OECD in a recent report (OECD, 2021): lack of a high-level agenda setting mechanism; weak holistic coordination; and a fragmented policy landscape. OECD proposes that a mission-oriented innovation policy (MOIP) could address the short-comings and be a supplement to the current system and practices.

Recommendation: OG21 supports the idea of supplementing the well-established and efficient sectoral approach to R&D&I, with cross-sectoral “missions” to guide R&D&I efforts on societal challenges reaching across sectors.

Figure 44. The R&D and innovation system in Norway (Adapted from Indikatorrapporten, 2018)



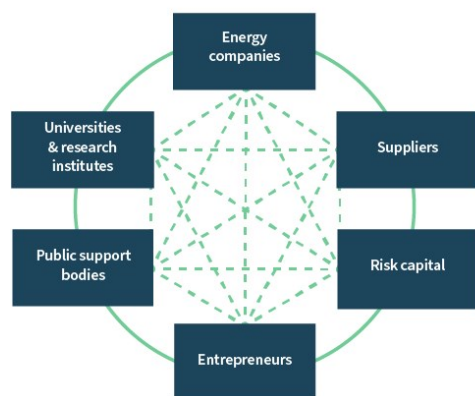
5.2.2 A shared responsibility for R&D&I

The industry, academia and governmental bodies have a shared responsibility for R&D&I. OG21 encourage all R&D stakeholders including industry enterprises, universities, research institutes and public funding bodies, to reflect the OG21 priorities in their R&D&I plans and programs.

OG21 is of the opinion that efficient innovation occurs through collaboration and close connections between many competent

stakeholders as depicted in Figure 45. In this picture, public R&D&I bodies play an important role both for bringing stakeholders together and for providing economic risk relief.

Figure 45. Stakeholders necessary for efficient innovation



5.2.3 Governmental R&D&I support instruments relevant for the petroleum sector

Even though the responsibility for R&D&I is shared between private enterprises, academia and the society, governmental R&D&I incentives and funding are important to adjust for externalities and market failures such as:

- New knowledge and technology resulting from R&D becomes available in the market, which makes it more attractive to be an adopter of new solutions rather than the developer.
- Some technologies may offer high rewards, but struggle to attract R&D investments due to high development costs, high economic risks, or too small application scope within single enterprises' project portfolios.
- Some R&D offer high societal rewards, but do not provide sufficient return to private enterprises.
- System critical research could struggle to attract funding from private enterprises within the industry sector.

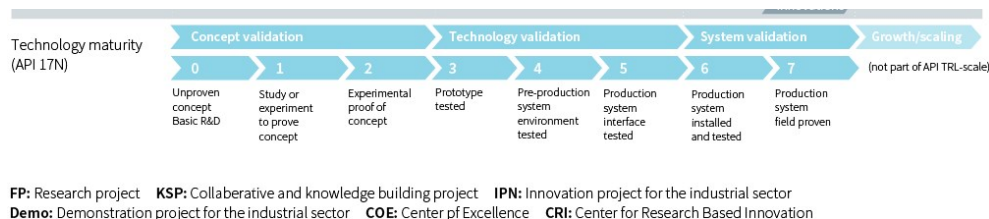
A recent study on drivers of transformation in the Norwegian oil and gas industry, focusing on climate-related research, confirm: several of the R&D challenges listed above. Based on a survey among participants in the OG21 network, it finds that low profitability and long payback times are among the most important hurdles preventing companies from conducting more climate related research. Other important hurdles mentioned in the study include lack of regulatory requirements and lack of competenc (Karlstad, 2021).

Governmental R&D&I funding is also a possible and important counter-cyclical measure. This was demonstrated in 2016 and 2020 when increased R&D funding contributed to offset parts of the R&D investment decline that followed activity reductions in the Norwegian petroleum sector.

The most important R&D&I instruments managed by governmental R&D&I bodies in Norway, relevant for enterprises and organizations within the petroleum sector, are shown in Figure 46.

Figure 46. R&D&I financing instruments relevant for petroleum managed by RCN, Innovation Norway, Gassnova and ENOVA.





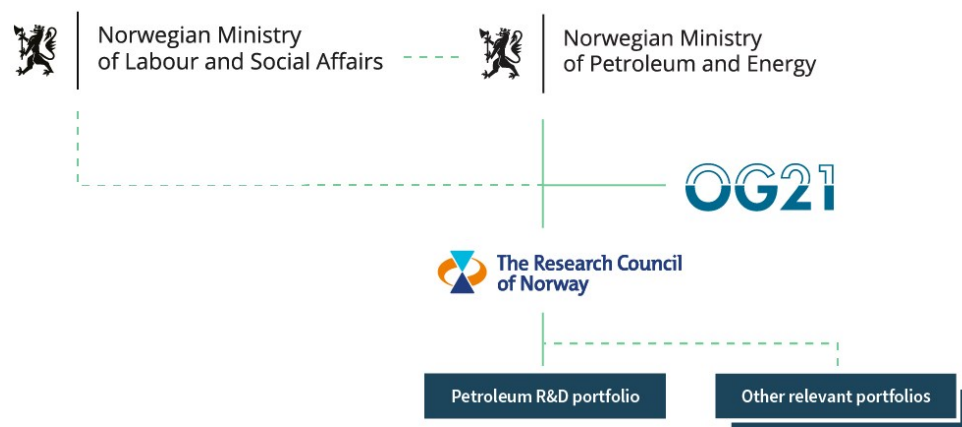
OG21 is of the opinion that the Governmental R&D&I financing instruments serve the petroleum industry well, and that they have contributed to creating world leading petroleum clusters. The instruments include:

- The sector specific petroleum R&D program, including FP, KSP, IPN and Demo projects (also known as Petromaks2 and Demo2000).
- Petrocenters, multiple-year funding of research partnerships, which address topics of particular importance for the petroleum industry sector.
- Open R&D arenas where petroleum sector enterprises compete with other industries, e.g. Centers of Excellence, Centers for research based innovations, and Infrastructure.
- SkatteFUNN, an R&D tax deduction program.
- Industry Innovation Norway supported projects, seed funding as well as industry cluster programs.
- ENOVA funding of energy efficiency and climate technology projects.

CCS is a key technology for Norway to reduce CO₂-emissions, secure future petroleum markets, and develop new industry. To make CCS attractive, costs need to be reduced and well-functioning value chains need to be established. Climit is an R&D program managed by Gassnova and the Research Council of Norway. It supports technology development within CO₂ capture, transport, injection, and storage. Gassnova manages the CO₂ capture demonstration project at Technology Center Mongstad (TCM), as well as the full scale "Longship" project with the aim of demonstrating the full CCS value chain from capture to storage.

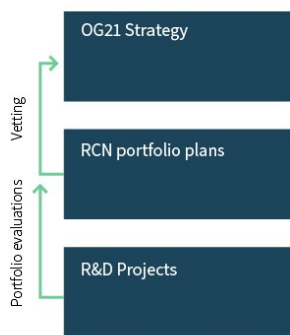
OG21's technology priorities are operationalized, among others, through research projects administered by the RCN, see Figure 47. The OG21 strategy provides recommendations and suggested technology priorities to the Ministry of Petroleum and Energy (MPE), which is then reflected in the annual allocation letter from the MPE to the RCN. In 2021, the OG21 scope was extended to also include safety and working environment, which is the responsibility of the Ministry of Labour and Social Affairs. The petroleum portfolio of research projects is the main vehicle in the RCN for operationalization of the OG21 strategy but depending on the type of technologies and knowledge recommended by OG21, the RCN may choose to implement parts of the strategy also in other relevant project portfolios.

Figure 47. OG21 influences public R&D funding and priorities



The implementation of the OG21 strategy in the RCN project portfolios is monitored through two steps as shown in Figure 48: OG21 reviews relevant portfolio plans, and RCN monitors that the project portfolios reflect the portfolio plans through regular portfolio evaluations.

Figure 48. Implementation of the OG21 strategy through RCN R&D portfolios



OG21 believes that the established R&D structure and organization support the close collaboration philosophy. For instance, the RCN petroleum portfolio board has a broad industry representation, and the project evaluation processes and criteria reflect industry needs. The competition for funding and the project selection process results in high quality R&D projects providing high returns for the Norwegian society (Rystad Energy, 2020).

R&D funding from the RCN is allocated through competition. The traditional and well-recognized approach is to issue calls for proposals with set deadlines, evaluate proposals and allocate funding within the budget available to the projects that receive the highest score on evaluation criteria. This linear approach works well for many types of R&D projects where time to impact is not critical. For other projects where time to impact is a determining factor for competitiveness and/or relevance of the results, e.g. digitalization projects within areas with a high transition pace, other approaches that could speed up the innovation cycle should be evaluated. The identification and evaluation of new approaches could be informed by practices used in the industry as well as approaches evaluated or used earlier in the RCN.

Recommendation: The RCN should evaluate new and more agile approaches to R&D funding to complement the established approach and identify for what types of projects and calls such new approaches could be applied. New approaches could for instance be open-ended calls (no proposal deadlines) or parallel funding of competing projects/concepts up to a selection gate after which only the better project(s) receive funding.

Recommendation: To better understand the value of new technologies and how technologies depend on system integration, petroleum research programs should encourage holistic R&D approaches, including system perspectives.

Recommendation: Collaboration across disciplines such as engineering, physics, and social science spur innovation. OG21 encourages cross-discipline R&D collaboration when relevant.

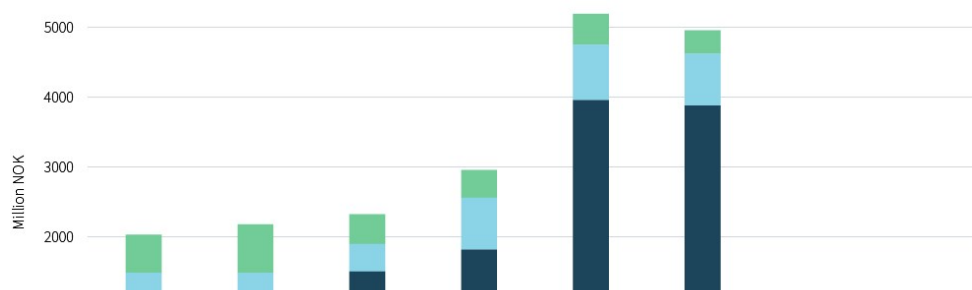
5.2.4 Significant investments in energy R&D

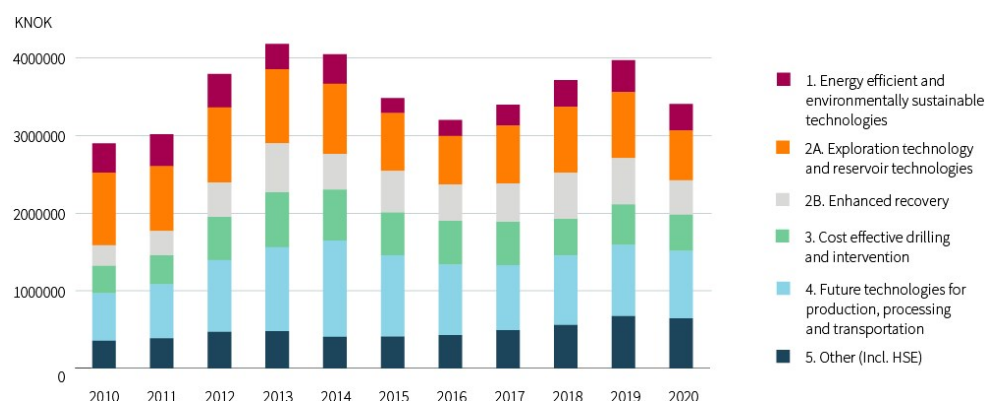
NIFU biannually collects and publish data on R&D investments in Norway split on sectors and types of enterprises, see Figure 49. Petroleum R&D investments are the largest followed by energy efficiency, renewable energy, and CCS. Petroleum R&D has seen small decline from 2017 to 2019, whereas R&D investments in the other sectors have increased. (NIFU, 2021).

A much larger portion of the total R&D is funded by the industry in the petroleum sector as compared to the renewable energy sector and within the CCS theme. An important driver for the industry to invest in petroleum R&D is the FOT agreement, a mechanism that allows the operating oil companies to charge their partners in production licenses for R&D expenses, given that the R&D is relevant for the NCS, see details in section 5.2.5.

As discussed in Section 3, the future competitiveness of the NCS is dependent upon the ability to reduce GHG emissions from production, as well as through the value chain for natural gas. In such a context, integration of the petroleum systems with renewables to provide green power to the production, and applying CCS to de-carbonize natural gas, are both highly relevant for the NCS.

Figure 49. Energy R&D investments in Norway (NIFU, 2021)

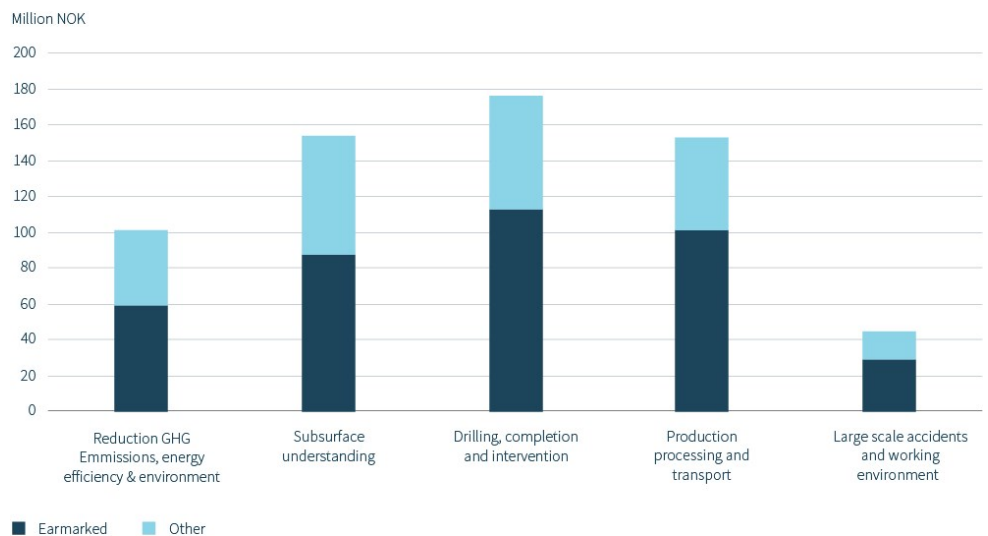




The public R&D investments through the Research Council of Norway (RCN) totaled 630 million NOK in 2020, distributed on disciplines as shown in Figure 52. Investments earmarked for petroleum contributed with 62% of the total. It included investment through petroleum programs such as Petromaks2, Demo2000 and the Petrocenters. "Other" are the open investment programs and schemes where applicants from all sectors compete for funding, e.g. through calls for new research centers and calls for research infrastructure projects. The large portion of "other" shows that petroleum related organizations are relatively successful in the competition for funding through the open arenas, which suggests that they deliver high quality and convincing project applications.

The petroleum R&D funding through the RCN is targeted at suppliers, research institutes and universities. Oil companies are encouraged to participate as research project partners, but they cannot apply for research funding themselves in the petroleum R&D project calls.

Figure 52. Direct public petroleum R&D investments through the RCN in 2020 (RCN data)



Moving forward, public R&D inc

entives and funding in Norway are as important as ever to adjust for externalities and market failures discussed in Section 5.2.3.

- Reducing GHG emissions will be crucial to attract project investments, maintain society acceptance and curb global warming. Even with increasing CO₂-costs as described in the Government white paper on climate strategies (Meld.St.13 (2020-2021)), technology for reducing GHG emissions offers low economical returns, at least on the enterprise level.
- The NCS is maturing, and the average field size is decreasing. This reduces the financial capability of individual licenses to carry R&D investments.
- Improved oil recovery is important for a maturing NCS, but often such projects are marginal and new IOR/EOR technologies could struggle in the competition for funding internally in oil companies.
- The NCS attracts new types of oil companies, often smaller with a strategy of applying market proven, low risk technologies, and with little appetite for developing and applying new technologies.
- Petroleum from the NCS is competing with supplies from other regions in the world. Staying competitive requires improved productivity and lower cost solutions.
- The global competition for attracting technology clusters is increasing.

A report commissioned by the RCN, shows that petroleum research creates high value for the society, and that research can also contribute to solutions that help Norway achieve its climate commitments. The report estimates that for every NOK the Norwegian society invests in petroleum R&D, it gets a 30-fold payback, (Rystad Energy, 2020).

Public petroleum R&D funding contributes to realize value through development of competence and solutions in academia and research institutes and by stimulating industry R&D and innovation. Figure 53 and Figure 54 illustrate that many more high-quality R&D projects could have been conducted if more public funding had been available. The graphs show the accumulated Petromaks2 and Demo2000 awards split on the project evaluation scores where 7 is the highest. If all high-quality projects (grade 5 or higher) should have received funding, the allocations would have had to almost double for Demo2000 and increase three-fold for Petromaks2.

Recommendation: OG21 recommends that public funding through Petromaks2 and Demo2000 is increased. Historic data

suggest that there is sufficient research capacity and high-quality R&D project ideas to accommodate a significant increase of the annual budgets.

Figure 53. Petromaks2 awards 2016–2020 split on evaluation grade (RCN data)

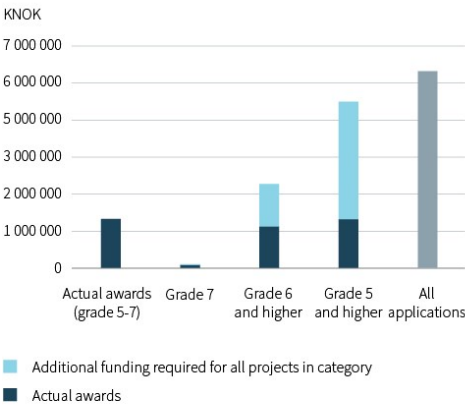
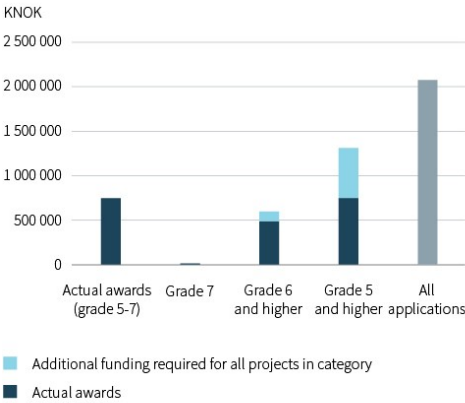


Figure 54. Demo2000 awards 2016–2020 split on evaluation grade (RCN data)



5.2.6 Opportunities within the EU research and innovation system

EU will over the years 2021-2027 invest a total of 95 billion € in R&I through the Horizon Europe program. It is organized into three pillars as shown in Figure 55. The "Excellent Science" pillar covers basic research, whereas Pillar II on "Global Challenges and European Industrial Competitiveness" is centered around applied research with the potential for fast adoption of results. "Climate Energy and Mobility" is one out of 6 clusters organized under Pillar II of the program. Approximately 28% of the pillar's budget, or more than 15 billion €, is allocated to this cluster.

Figure 55. The organization of the Horizon Europe R&I program



The energy scope of Horizon Europe is aimed at de-carbonizing the energy system to meet EU's target of climate neutrality by

year 2050. It includes energy topics such as renewable energy, CCUS and energy systems, power grids and energy storage. Petroleum is not included – nevertheless Horizon Europe provides enterprises and institutions that historically have operated within the petroleum industry and that now want to make the transfer into low-carbon energy industries, opportunities for R&I support.

Successful applicants for EU R&I funding are characterized by:

1. Project proposals that demonstrate R&I excellence and solutions with high impact and job creation in Europe.
2. This must be achieved through strong partnerships that combined can muster the competence and skills to cover the complex challenges of the calls.
3. A strong understanding of EU's R&I objectives, and a convincing demonstration of the partnership's capability of contributing with tangible results and impacts.

There are several R&I priorities specifically mentioned within the cluster "Climate, Energy and Mobility", that align well with the competencies and capabilities of many Norway based enterprises and institutions that historically have worked for the petroleum industry, e.g.:

- Earth system science.
- Global leadership in renewable energy, e.g. geothermal and offshore energy production.
- Energy systems, power grids and energy storage.
- Carbon capture, utilization and storage.

There could also be many opportunities within other clusters, e.g. in Cluster 4, "Digital, industry and space", where for instance advanced materials, AI and other data analytics, and robotics are included.

In addition to Horizon Europe, other EU initiatives where Norway participates, also provide R&I opportunities:

The *EU Important projects of common European interest* (IPCEI) address specific strategic topics such as batteries and hydrogen. Norway is co-funding the hydrogen IPCEI and Enova manages the Norwegian participation. The selection of Norwegian projects for further matchmaking with projects from other countries was done in March 2021. Innovation Norway has the responsibility for coordinating future IPCEIs.

An *EU Clean energy transition partnership* (CETP) is being developed. Norway will be participating through the RCN, and calls are likely to include topics such as CCUS, renewable energy and energy systems.

EU is setting up 10 new *European partnerships* where industry clusters and the EU collaborate for a green and digital transition. Relevant partnerships for Norwegian industry include "Key digital technologies" and "Clean hydrogen".

The *EU Innovation fund* is funded with revenue from the European Trading System (ETS). It funds the commercial demonstration of new low-carbon technologies such as CCUS, renewable energy and energy storage solutions. Innovation Norway manages the Norwegian participation.

Norway also participates in the *Digital Europe Programme*. The program will provide strategic funding to projects in five key areas: in supercomputing, artificial intelligence, cybersecurity, advanced digital skills, and ensuring a wide use of digital technologies across the economy and society, including through Digital Innovation Hubs.

Further information on the Horizon Europe and other opportunities for Norwegian organizations in the EU R&I system, can be obtained from National Contact Persons in the Research Council of Norway and Innovation Norway:

<https://www.forskningsradet.no/eus-rammeprogram/horisont-europa/ncp/> and
<https://www.innovasjon Norge.no/no/tjenester/snakk-med-en-radgiver/eu-finansiering/>.

5.2.7 International collaboration on R&D

Since petroleum R&D is not part of the Horizon Europe scope, the Norwegian national petroleum research programs as well as research collaboration efforts between Norway and other countries with petroleum production, become particularly important for the petroleum industry.

Norway currently has bilateral agreements on petroleum research, technology development and higher education with among others the USA and Brazil. Further collaboration agreements should be evaluated based on the strategic R&D priorities for the Norwegian petroleum industry described in this OG21 strategy.

Private equity investments in technology development

Enterprises in the petroleum sector in Norway in 2020 attracted 2 790 million NOK in private equity investments (NVCA, 2021). The majority of this, 2 730 million NOK, was invested in enterprises in the "buy-out" phase, a phase relatively late in the technology development when the technology is available in the market. In the earlier "seed" and "venture" phases when the technology is still being developed and little revenue is made, private equity investments are modest. In 2020 seed investments amounted to 20 million NOK whereas venture investments were 40 million NOK, see Figure 56.

The seed investments level in petroleum related enterprises in Norway of 20-40 million NOK per year is much less than the public funding through the Research Council of Norway and Innovation Norway. This underpins the importance of RCN and IN in the development of new entrepreneurial enterprises.

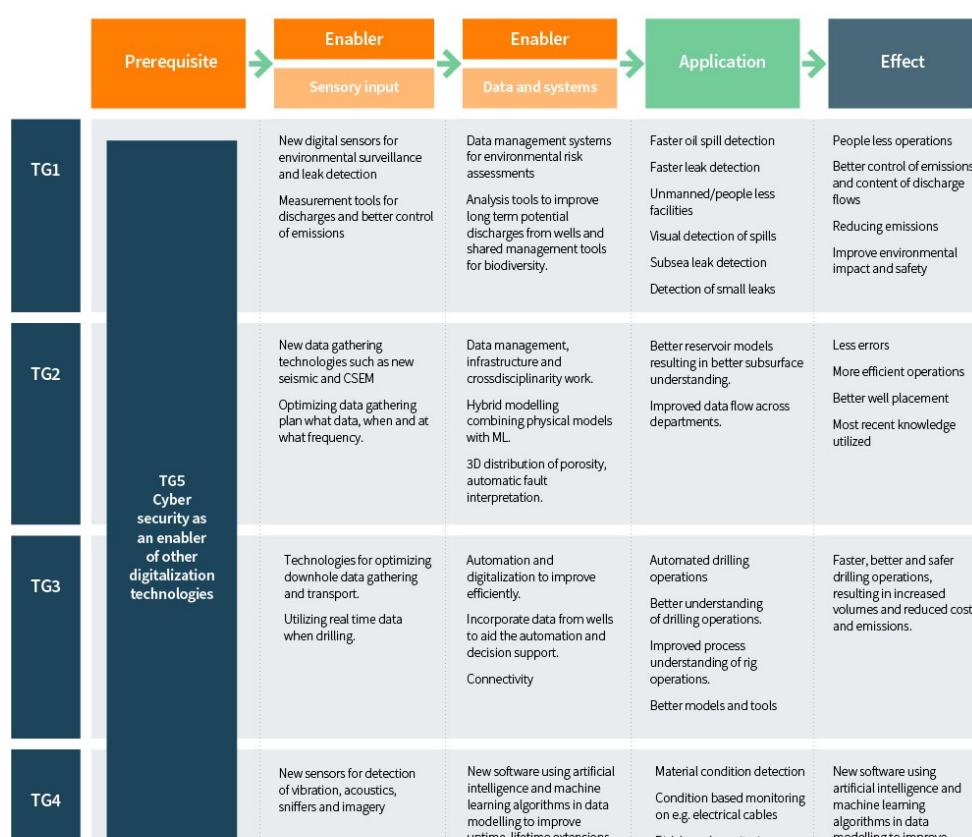
Figure 56. Norwegian private equity investments in petroleum for the early development phases of enterprises
(Seed typically TRL4-6, venture typically TRL7 on the API-scale) (NVCA, 2021)



Digitalization and efficient data utilization

Most of the technology areas prioritized by the TGs and discussed in Section 4, include some elements of digitalization. Some examples from the TG priority tables are presented in Figure 57, categorized into a model where cyber security is a prerequisite, data collection and data management systems are considered enablers, and the specific physical or data analytics tools are called applications (Rystad Energy, 2021).

Figure 57. Prioritized technologies mapped into a digitalization value chain model (Rystad Energy, 2021)



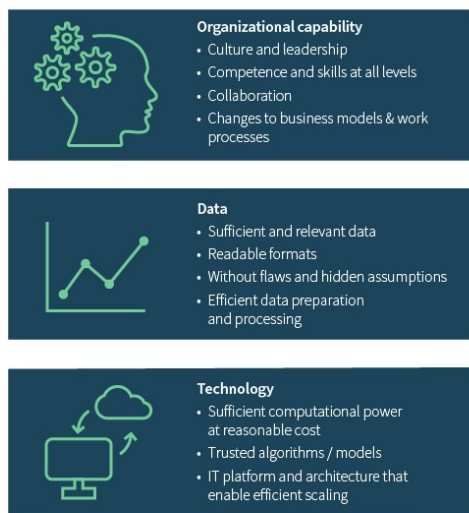
			Optimizing lifetime extensions and secure integrity Digital twin tools	Risk based monitoring, inspection and maintenance Autonomous operations	Modeling to improve uptime, lifetime extensions and secure integrity Digital twin tools
TG5		Sensing of integrity issues or potential hydrocarbon leaks Sensory to perceive impending collisions between vessels and structures Sensory to provide access to remote areas of facilities	Software to improve situational awareness Artificial intelligence to detect integrity breaches before they occur Software for better overview of vessels to prevent collision	Increased situational awareness Continuous and improved leak and integrity detection Increased overview of and routing of offshore vessels	Better crisis management Fewer collisions Less human exposure to leaks or integrity issues

Source: Rystad Energy research and analysis

The digital transformation that the NCS needs to take part in, include tools and solutions such as AI in combination with physical models, robotics, drones and automation, remote operations, unmanned installations, and advanced digital twins. The transformation is enabled by technological advancements such as computational power and improved algorithms and models. Even improved technology that can efficiently process data and provide quality decision support is not enough. Successful digitalization delivering added value, also require organizational capability, access to quality data, systems for efficient data management, and new technology.

Challenges and opportunities with digitalization identified in this OG21 strategy revision align well with the challenges and opportunities discussed by OG21 in recent study on machine learning (OG21, 2020).

Figure 58. Digitalization success requires maturity in organizational capability, data collection and management, and technology (OG21, 2020)



Gathering and processing the right data is often a cumbersome and time-consuming task. Data might not be on the right format, may be locked into applications, it might not be known to the user because it sits in other departments, or it may need to be manually checked for flaws. High data quality is fundamental for creating trust in data and therefore for realizing full digitalization and autonomous systems. Systems and sensors that can correct for data errors is an important part of providing high quality data but high-quality data is also dependent upon safe and efficient data transfer. The full data value chain must be considered to build trust, starting from sensors, through data transfer, communication and storage, all the way to and including the use of data in applications.

In an industry where the amounts of data are growing exponentially, it will be important to develop technology, systems and work processes that enable efficient data gathering and processing as well as efficient data sharing between parties.

There are many examples of good collaboration on data gathering and exchange in the petroleum industry. The "Subsea Wireline Group" (SWiG) is an example of an international industry collaboration on data gathering and transfer, where one of the objectives is to promote interoperability for subsea wireless communications.

Another example is "DISKOS", an industry database for the NCS with seismic data, well data and production data. "Digitalt grunnfjell" is a third example where information on drill cuttings from 1500 NCS wells is digitized and made available for analyses. With the many collaboration initiatives going on and the considerable opportunity for more collaboration going forward, the oil companies on the NCS have come together in a digital collaboration initiative, managed by the Norwegian oil and gas association with the purpose of coordinating such initiatives to the best for the whole industry.

Recommendation: The industry should collaborate on developing procedures and standards that enable data interoperability and efficient data sharing.

The importance of collaboration

The petroleum industry in Norway must be prepared for tightened competition in the future, where the producers with low costs and low CO₂-emissions are likely to be the winners. OG21 believes more collaboration between players in the Norwegian petroleum industry will be essential to succeed.

We have a long tradition for collaboration on petroleum R&D in Norway. The industry organizes its own Joint Industry Projects, and many of the projects that get public funding are required to engage co-funding partners in the industry. This practice has several advantages: It secures dissemination of knowledge in the industry cluster; it makes the R&D in the research organization relevant for the industry, which is motivating for the researchers; and it provides the industry access to state-of-the-art research

The average field size on the NCS is decreasing and the average production license has less economic incentive and time window for technology development than some of the large discoveries developed earlier. Many licenses do however share the same challenges which new technology could solve. It is therefore imperative that the industry succeeds in viewing technology implementation at scale and across portfolios of projects.

Recommendation: The larger oil companies need to have a portfolio rather than a project approach to new technology, Petoro should advocate for technology collaboration across the wide range of licenses they are involved in, and the NPD and the PS should leverage their influence on technology development and adoption in licenses.

Competence – attracting talent could become a challenge

The application statistics to higher education in Norway show that M.Sc.-studies are popular and that they even experience an increased interest in 2021 from the year before (KD – Samordna opptak, 2021). Oil companies, oil service companies and other suppliers to the petroleum industry recruit from a broad range of technology studies, and the recruitment basis appears solid provided that the jobs offered are attractive. The statistics do however also show that the petroleum specific studies are becoming less popular: To the petroleum M.Sc. study at NTNU with a capacity to enroll 20 students, only 26 people applied for the study as their first choice in 2021. An even lower interest was shown for the petroleum M.Sc. studies at the UiS where 21 people had the study as their first choice as compared to a maximum enrollment capacity of 20.

Whether the low interest in petroleum specific studies reflect a reduced support for the petroleum industry among young people is uncertain. A poll in December 2019, conducted for Klassekampen, revealed that 49% of the people interviewed supported the opening of new areas, whereas 28% were against. 23% had not decided. Among the 18-22 year age group, 58% supported the opening up of new areas. A study from Cicero (2019) suggests that 30% of Norway's population wants to reduce the oil production, whereas 40% are against reducing the production. The low application numbers to petroleum studies could therefore have other explanations, e.g. a perception of insecure jobs after several hiring and firing cycles over the last two decades. Some universities find innovative ways to attract people to petroleum studies. The BRU21 initiative at the NTNU is a telling example of how new approaches can boost the interest in petroleum relevant studies (see case description).

CASE - BRU21

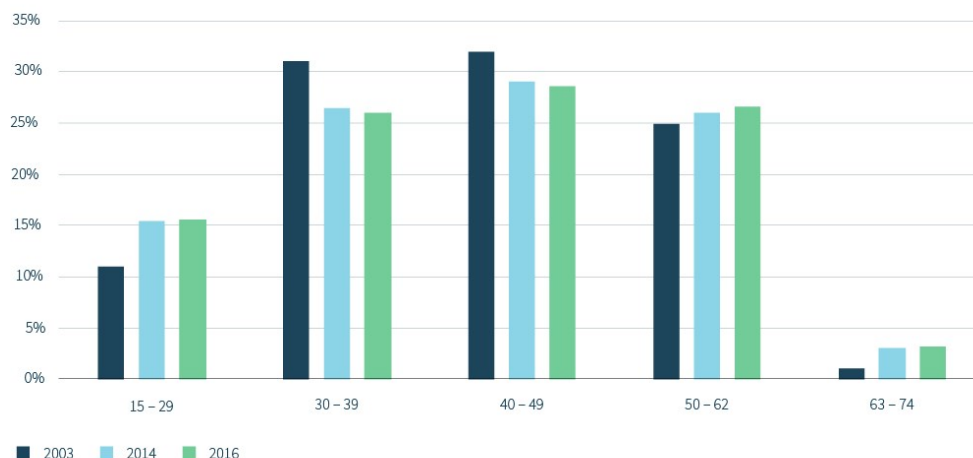
[The BRU21 initiative](#)

The BRU21 case example from NTNU illustrates a general observation related to Ph.D. studies in technology disciplines. In 2020 64% of technology Ph.D students in Norway were non-Norwegians (RCN, 2021). This provides unique opportunities for establishing international networks and for cultural exchange and awareness. The risk is that highly skilled people leave Norway to return to their home country or other countries. Numbers from NIFU (2013) suggest that around 50% of foreign Ph.D. student remain in Norway after finalized studies. Foreigners with a technology Ph.D. from a Norwegian university are less inclined to leave Norway after finalized Ph.D. studies as compared to the average for all disciplines (37% as compared to 50%) (NIFU, 2013).

The petroleum R&D project portfolio at the RCN is very important for educating people to high competence positions in academia and the industry. Combined the Petromaks2 projects and the Petrocenters have had around 80 full-time Ph.D positions annually over the last three years, engaging more than 100 people annually with Ph.D. studies.

The workforce in the Norwegian petroleum industry is aging as Figure 59 shows. Around 30% are expected to retire over the next decade. With the "great crew change" looming in the petroleum industry, it is important that the industry can offer stable, meaningful, and attractive jobs to young talents. If not, lack of competence and skills could become a bottleneck in the further development of the NCS in the years to come.

Figure 59. Age distribution of workforce in oil companies, pipe transport, oil service, petroleum onshore bases and yards. Year 2003, 2014 and 2016. (SSB, 2017)



The digital transformation that the Norwegian petroleum industry is going through, requires new competencies and skills within areas such as artificial intelligence, robotics, cyber security, and more. The availability of people with such skills could become scarce, e.g. a study by Mark (2019) indicated a potential undersupply of 4100 cyber security experts in Norway by 2030. Going forward, we could therefore expect a competition for professionals with computer science backgrounds. To secure sufficient competence, the industry not only needs to become more attractive to young professionals, it also needs to educate its existing workforce in digital technologies. Some universities have started to offer continued education courses within data science, like for instance the "From data to insight" program at the University in Oslo (see textbox).

Recommendation: The industry needs to improve its attractiveness to young professionals. They need to be offered exciting and meaningful jobs, and be convinced through tangible results that the industry takes climate change seriously.

Recommendation: To harvest the value of digitalization the work force must understand the technology, its opportunities, and its limitations. Such competence development is a life-long endeavor, and the industry therefore needs to educate and train its employees to master and adopt new digital technologies. Industry enterprises should as part of this look for ways to collaborate with universities to develop their staff.

From data to insight

"From data to insight" is an educational program offered by the University of Oslo to professionals working in various industries. It provides the students with relevant state-of-the-art knowledge within data science, machine learning and computation. The program provides a broad introduction, with some deep dives, of the process from data collection and representation, to knowledge extraction and the use of new technologies based on data.

Integrated energy systems and new industrial opportunities





The Norwegian petroleum industry participates in the energy transition

The Norwegian petroleum industry's contributions to the energy transition and a zero-emission society include three elements:

- De-carbonization of the petroleum production phase as described in Konkraft's roadmap (Konkraft, 2020), (Konkraft, 2021), see Section 3.
- De-carbonization of petroleum value chains, which in addition to abating CO₂-emissions, also could contribute to securing the future market for natural gas.
- Participation in and transfer of competence and solutions to emerging low-carbon industries.

The three elements combined will strengthen the competitiveness of the petroleum industry and contribute to offset potential consequences of possibly reduced production and investments in the industry.

Petroleum and integration with the power system

Electrification is a key measure to meet the petroleum industry's ambition of 50% reduction of GHG emissions by 2030. It will require 11-13 TWh of electrical energy, which is less than the normal surplus energy of the Norwegian energy system today (normal demand is 135 TWh as compared to the current 153 TWh capacity). Other new energy-intensive industries such as battery factories and green hydrogen production, as well as a continued electrification of the transport sector, will however also create a higher energy demand, and by 2030 the total demand could reach 170-190 TWh. (NHO/LO, 2021).

The increased demand for energy will not only require investments in new production capacity, it will also create the need for de bottlenecking and investments in the electricity grid system.

OG21 fully supports the call from NHO and LO in their "Common energy and industry political platform" on an energy policy that stimulates ambitious industry development, and a holistic electrification strategy that combine industrial opportunities, climate goals and improvements in the power system. (NHO/LO, 2021)

The Governmental White Paper on the Norwegian energy resources (Meld.St.36 (2021-2021)) includes such a holistic electrification strategy. It addresses among others the need for power from shore to electrify offshore installations, and the need for evaluation of the power grid system in the light of the increasing electrification of industries and the society.

Recommendation: OG21 presents in Section 4.3 of this strategy a number of ideas and measures that should be considered when evaluating electrification of offshore installations:

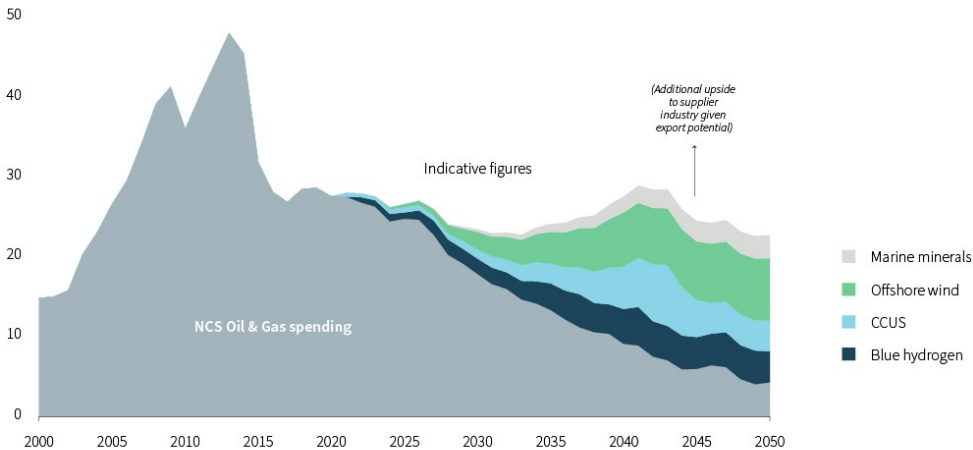
- **Develop offshore grids that connect offshore facilities and enable power exchange with onshore systems.**
- **Integration with offshore renewables such as offshore wind,**
- **Offshore CCS to de-carbonize operations.**
- **"Gas to-X" technologies, such as hydrogen production and power production combined with CSS.**

Petroleum competence and solutions – a steppingstone for new industries

Although the Norwegian petroleum industry will remain important for the Norwegian society in the decades to come, its relative importance is likely to decline. The basis estimate of the white paper "*Perspektivmeldingen*" is that the Norwegian petroleum production will fall by 65% from now and until 2050, and that the production increasingly will be dominated by natural gas. This would result in reduced revenue to the Norwegian society, and also to a loss of jobs. In the basis estimate with an oil price of 50 USD/bbl in 2030, the number of direct and indirect employees in the petroleum sector will decline from 190 000 in 2019 to 140 000 in 2030, whereas in the less likely low oil price scenario (30 USD/bbl in 2030) the number of jobs declines to 70 000 in 2030. (Meld.St.14 (2020-2021).

It is therefore a pressing need to create new industries which can create activity and new jobs. Estimates from Rystad Energy (2021) suggest that none of the new potential industries hydrogen, CCUS, offshore wind and marine minerals, alone could reach the historical activity level of the petroleum industry, but that they combined could offset the likely activity decline and corresponding loss of jobs in the petroleum sector.

Figure 60. Estimates on potential investments (billion USD) in new industries as compared to the expected investment level* on the NCS (Rystad Energy, 2021)



*Includes both capital and operational expenditures, in addition to historical exploration costs and assumed future exploration costs
Source: Rystad Energy research and analysis; Rystad Energy UCube

Competencies and solutions from the petroleum sector are highly relevant for potential new industries as the mapping in Figure indicates.

Figure 61. Mapping of petroleum industry competencies relevance for a selection of potential new industries (Rystad Energy, 2021).

Norwegian competence				Commodity industry relevance				
Norwegian geographic cluster	Field of industry competence	2019 Norwegian employment [# employees]	Examples of relevant players*	Oil and gas	Hydrogen ¹	CSS ²	Offshore wind ³	Marine minerals ⁴
	Seismic	2 500		●●●	●●●	●●●	○○○	●●●
	Geology			●●●	●●●	●●●	●○○	●●●
	Engineering	9 500		●●●	●●●	●●○	●●○	●●○
	Subsea	16 500		●●●	●●●	●●●	●●○	●●○
	Marine operations	9 000		●●●	●●●	●●○	●●●	●●●
	EPC- and shipyards	15 000		●●●	●●●	●●○	●●○	●●●
	Drilling	10 000		●●●	●●●	●●○	○○○	●○○
	Drilling rig- and topside equipment	22 000		●●●	●●●	●●○	●○○	●○○
	Automation and digital technologies	26 000		●●●	●●●	●○○	●○○	●●●
	Other, incl. maintenance services			●●●	●●●	●●●	●●●	●●●


*Many of the listed oil field service companies perform work within several fields of competence, logos placed based on their main activities
Source: Rystad Energy research and analysis; Brønnøysundregistrene; Statistics Norway; Norwegian Petroleum

○○○ Relevance degree - from high (3 filled) to low (1 filled)

The EU, the UK and other countries have ambitions of taking a leading role in one or more of the new, green industries. For

Norway to obtain a first mover advantage, it is imperative to move fast. OG21 therefore supports NHO and LO in their calls for urgent action on developing energy policy and strategies that stimulate such ambitious industry development, and relevant support instruments.

Summary of recommendations



Summary of recommendations

Details on technology and knowledge priorities are provided in Section 4. The 30 priorities can be summarized into **8 prioritized technology areas**:

1. **Improved subsurface understanding** and tools are fundamental for the attractivity and competitiveness of the NCS. The technology area has important ties to all disciplines: it will improve identification of opportunities and exploration for resources; improve well positioning and aid in the completion of wells; improve drainage of reservoirs; reduce water production which is the main contributor to energy use and GHG emissions on the NCS installations; and reduce safety risk associated with drilling. It is also fundamental for efficient carbon capture and storage (CCS).
2. **Cost-efficient drilling and P&A** address two major cost elements of offshore operations. More cost-efficient drilling requires improved methodologies and tools for well construction, more efficient drilling technologies for subsea wells, improved completion solutions, and better subsea well intervention technologies. In addition to reducing costs, such methodologies and tools could also reduce emissions and improve recovery from challenging reservoirs. Plugging and abandonment of wells (P&A) represents a potential high future cost for oil companies and the Norwegian state, and it is a pressing need for development and application of significantly more cost-efficient technologies.
3. **Utilizing existing infrastructure** efficiently will be key to produce remaining reserves in the fields and to realize contingent resources. Contingent resources could be in fields, in the NCS discovery portfolio, and in new near-field discoveries. Existing infrastructure should also be evaluated for re-purposing when approaching end of production, for instance for late-life deposits of CO₂ in relation to CCS. The technology area includes technologies and knowledge for process optimization and integrity management, for instance: improved process simulators, condition-based monitoring, risk-based maintenance and improved understanding of materials and material degradation mechanisms.
4. **Unmanned facilities and subsea tie-back solutions** include technologies such as flow assurance models to extend the possible tie-back distances, subsea processing technologies and unmanned production facilities.
5. **Energy efficiency and cost-efficient electrification** are of paramount importance to meet the industry's ambitious GHG emission target of 50% reduction by 2030. Electrification from shore and use of offshore renewables are the most important technologies to reduce operational GHG emissions. There are many costly technical challenges to be solved such as power transfer through FPSO turrets, subsea HVDC converters and long-range AC transmission. Electrification hubs and large grid

systems could also reduce costs. Energy efficiency can be improved for instance with technologies to reduce water production, water processing downhole or subsea, combined cycle gas turbines, and the use of low carbon fuels in gas turbines.

6. **Carbon capture and storage (CCS)** is a key technology area to reduce CO₂-emissions. Firstly, CCS provides an opportunity to de-carbonize natural gas either onshore or offshore (gas-to-X where X could be either blue hydrogen or electrical power) Secondly, an opportunity to apply CCS directly to offshore gas turbines to reduce operational emissions, should be explored. In addition, CCS represents an industrial opportunity for broad multi-industry application.
7. **World leading HSE and environmental performance** is a fundamental value for the industry and a pre-requisite for society acceptance. It includes improved knowledge to understand and mitigate risks related to adoption of new technologies and new business models, better tools for understanding major accident risks and uncertainties, improved management of cyber security risks, and the continual effort to understand and reduce working environment risks.
8. **Digitalization** spans across all disciplines. The technology area is fundamental for improved and faster decision processes, which will reduce costs, increase the resource base, reduce GHG emissions and improve safety. The development and application of new tools and solutions such as artificial intelligence, robotics and drones, and digital twins, are key to achieve a digital transformation of the industry. To get there, there is a need for acquiring and processing data more efficiently, a need for more collaboration on data access, data formats and data quality, and a need to change work processes and business models to fully utilize the potential of new technology.

Section 5 provides several **policy and leadership recommendations** as summarized below:

- Industry enterprises should have visible **“technology champions” at the executive level**. Technology responsibility should stand at the executive level and be distributed throughout the organization. Executive level technology managers should make sure that technology opportunities are identified and communicated to potential technology providers in a timely fashion.
- OG21 supports the idea of supplementing the well-established and efficient sectoral approach to R&D&I, with **cross-sectoral “missions”** to guide R&D&I efforts on societal challenges reaching across sectors.
- The RCN should evaluate new and **more agile approaches to R&D funding to complement the current system** and identify for what types of projects and calls such approaches could be applied. New approaches could for instance include open-ended calls (no proposal deadlines), and parallel funding of competing projects/concepts up to a selection gate after which only the better project(s) receive funding.
- To better understand the value of new technologies and how technologies depend on system integration, petroleum research programs should encourage **holistic R&D approaches**, including system perspectives.
- Collaboration across disciplines such as science, technology, engineering, mathematics, and social science spur innovation. OG21 encourages **cross-discipline R&D collaboration** when relevant.
- **Public funding through Petromaks2 and Demo2000 should be increased**. Historic data suggest that there is sufficient research capacity and high-quality R&D project ideas to accommodate a significant increase of the annual budgets.
- The industry should collaborate on developing **procedures and standards that enable data interoperability and efficient data sharing**.
- The larger oil companies need to have a **portfolio rather than a project approach** to new technology. Petro should advocate for technology collaboration across the wide range of licenses they are involved in. The NPD and the PSA should leverage their influence on technology development and adoption in licenses.
- To harvest the value of digitalization the work force must understand the technology, its opportunities, and its limitations. Such competence development is a life-long endeavor, and the industry therefore needs to **educate and train its employees to master and adopt new digital technologies**. Industry enterprises should as part of this look for ways to collaborate with universities to develop their staff.
- The industry needs to **improve its attractiveness to young professionals**. They need to be offered exciting and meaningful jobs, and be convinced through tangible results that the industry takes climate change seriously.

References

- Cicero (2019). *Nordmenns holdninger til klimaendringer, klimapolitikk og eget ansvar*. https://pub.cicero.oslo.no/cicero-xmloi/bitstream/handle/11250/2634149/Rapport_2019_20_Hqweb.pdf?sequence=6&isAllowed=y
- European Commission (2019). *A European strategic long-term vision for a prosperous, modern, competitive and climate neutral economy*. <https://eur-lex.europa.eu/legal-content/EN/TXT/?uri=CELEX:52018DC0773>.
- European Commission (2019b). *A European Green Deal*.
- International Energy Agency (2020), *CCUS in clean energy transitions*, <https://www.iea.org/reports/ccus-in-clean-energy-transitions>
- Intergovernmental Panel on Climate Change (2021). *The physical science basis*. https://www.ipcc.ch/report/ar6/wg1/downloads/report/IPCC_AR6_WGI_Full_Report.pdf
- IOGP (2021). *IOGP Safety performance indicators – 2019 data*.
- Jason Bordoff (2021). *Why shaking up big oil could be a pyrrhic victory*. Columbia University, Center on global energy policy. <https://www.energypolicy.columbia.edu/research/op-ed/why-shaking-big-oil-could-be-pyrrhic-victory>
- Klassekampen, 30.des.2019, *De yngste vil bore mer*. <https://www.klassekampen.no/article/20191230/ARTICLE/191239996>
- Konkraft (2020). *The energy industry of tomorrow on the Norwegian Continental Shelf. Climate strategy towards 2030 and 2050*.
- Konkraft (2021). *The energy industry of tomorrow on the Norwegian Continental Shelf. Climate strategy towards 2030 and 2050. Status report 2021*.
- Kristin Karlstad (2021). *Ready for a new chapter? Drivers of transformation in the Norwegian oil and gas industry*. M.Sc. project report, BI Norwegian Business School. Report no.: 0850844.
- Kunnskapsdepartementet (2021). *Samordna opptak 2021*. <https://www.samordnaopptak.no/info/om/sokertall/sokertall-2021/>
- Mark, M. S., Tømte, C. E., Næss, T. & Røsdal, T. (2019). *Leaving the windows open – økt mangel på IKT-sikkerhetskompetanse Norge*. *Norsk sosiologisk tidsskrift*, 3(3), 173-190. [10.18261/issn.2535-2512-2019-03-02](https://doi.org/10.18261/issn.2535-2512-2019-03-02)
- Meld.St.13 (2020-2021). *Klimaplan for 2021-2030*. Klima- og miljødepartementet. <https://www.regjeringen.no/no/dokumenter/meld.-st.-13-20202021/id2827405/>
- Meld.St.14 (2020-2021). *Perspektivmeldingen 2021*. Finansdepartementet. <https://www.regjeringen.no/no/dokumenter/meld.-st.-14-20202021/id2834218/>
- Meld.St.22 (2020-2021). *Data som ressurs. Datadrevet økonomi og innovasjon*. Kommunal- og moderniseringsdepartementet. <https://www.regjeringen.no/no/dokumenter/meld.-st.-22-20202021/id2841118/>
- Meld.St.36 (2020-2021). *Energi til arbeid – langsiktig verdiskaping fra norske energiresurser*. <https://www.regjeringen.no/contentassets/3d9930739f9b42f2a3e65adadb53cf4/no/pdfs/stm202020210036000dddpdfs.pdf>
- NHO and LO (2021). *Felles energi- og industripolitisk plattform*. https://www.nho.no/contentassets/67d09fd17be24b91be4c05147e8d4d20/final_rapport-felles-energi-og-industripolitisk-plattform.pdf
- NIFU (2021). *Tematiske FoU-områder 2019*. NIFU Innsikt 2021:7.
- NIFU (2013). *Utlendinger med norsk doktorgrad – hvor blir de av?* NIFU Rapport 17/2013. <https://nifu.brage.unit.no/nifu-xmloi/bitstream/handle/11250/280423/NIFURapport2013-17.pdf?sequence=1&isAllowed=y>
- Norwegian Oil & Gas Association, NOROG (2020), *Climate and Environment Report 2020*,
- Norwegian Petroleum Directorate (2019). *Resource report 2019 – Discovery and fields*.
- Norwegian Petroleum Directorate (2020). *Resource report 2020 – Exploration*.
- Norwegian Venture Capital and Private Equity Association, NVCA (2021). *Annual activity analyses 2016-2020*. <https://nvca.no/aktivitetsanalyser/>
- OECD (2021). *Challenges and opportunities of mission-oriented innovation policy in Norway*. Draft.
- OG21 (2016). *Strategy document*.
- OG21 (2018). *Risk assessments and impact on technology decisions*.

https://www.og21.no/contentassets/f826df43db324d79b148a14cfcf912c4/og21-report-on-risk-assessments-and-technology-decisions_final_20181031.pdf

OG21 (2020). *Machine learning in the petroleum industry*.

https://www.og21.no/contentassets/f826df43db324d79b148a14cfcf912c4/og21-report-on-machine-learning_03-11-2020.pdf

OG21 (2020b). *External factors analysis*.

https://www.og21.no/contentassets/f826df43db324d79b148a14cfcf912c4/omgivelsesanalyse-2020_endelig-02-07-2020.pdf

Petroleum Safety Authority (2021). *Trends in risk level, RNNP 2020*.

Research Council of Norway (RCN, 2021). *Indikatorrapporten 2020*.

<https://www.forskningsradet.no/indikatorrapporten/indikatorrapporten-dokument/>

Rystad Energy (2020). *Effekter av Forskningsrådets målrettede aktiviteter innen petroleum*.

Rystad Energy (2021). *OG21 Strategy Revision – Supporting report*. www.og21.no

SSB (2017). *Sysselsatte i petroleumsnæringene og relaterte næringer 2016*. Report 2017/27.

UK Health & Safety Executive (2020), *Offshore hydrocarbon releases 1992-2019*,

<https://www.hse.gov.uk/offshore/statistics/index.htm>

Abbreviations

ABEX	Abandonment expenditure
AC	Alternating current
AI	Artificial intelligence
AICD	Autonomous inflow control valve
AUV	Autonomous underwater vehicle
bbl	Barrels
boe/d	Barrels oil equivalent per day
BHA	Bottomhole assembly
BOP	Blowout preventer
CAPEX	Capital expenditure
CCUS	Carbon capture, utilization, and storage
CETP	EU Clean energy transition partnership
CO ₂	Carbon dioxide
COP	Conference of the parties
CTD	Coiled tubing drilling
DFU	Definerte fare- og ulykkessituasjoner (defined hazards and accident situations)
EGD	European Green Deal
EIF	Environmental impact factor
EOR	Enhanced oil recovery
EPC	Engineering, procurement and construction
ETS	European trading system
EXPEX	Exploration expenditure
FAR	Fatal Accident Rate
FID	Final investment decision
FOT	Forskning- og teknologiordningen
FP	Forskerprosjekt

FPSO	Floating production, storage, and offloading system
GHG	Greenhouse gas
HC	Hydrocarbon
HCRD	HC release database
HSE	Health, safety and environment
HVDC	High voltage direct current
ICE	Internal combustion engine
ICT	Information and communication technology
IPCEI	Important projects of common European interest
IEA	International Energy Agency
IMR	Inspection, maintenance and repair
IN	Innovation Norway
IOGP	International organization of oil and gas producers
IOR	Improved oil recovery
IPN	Innovasjonsprosjekt for næringslivet
IT	Information technology
KSP	Kunnskapsprosjekt for næringslivet
LCA	Lifecycle assessment
LNG	Liquified natural gas
LOHC	Liquid organic hydrogen carrier
LTIR	Lost time injury rate
LWD	Logging while drilling
ML	Machine learning
MMO	Maintenance, modifications and operations
MODU	Mobile offshore drilling unit
MPD	Managed pressure drilling
MPE	Ministry of petroleum and energy
MWD	Measurement while drilling
NAM	North America
NCS	Norwegian continental shelf
NPD	Norwegian petroleum directorate
NPT	Non-productive time
NPV	Net present value
NZE	Net zero emission scenario
O&G	Oil and gas
OPEX	Operating expenses
OT	Operational technology
PDO	Plan for development and operations
P&A	Plugging and abandonment
PSA	Petroleum safety authority
R&D&I	Research and development and innovation
RCN	Research council of Norway

RNNP	Risk level on the NCS
RRR	Reserves replacement ratio
SPS	Subsea production system
SWiG	Subsea wireless group
TG	Technology group (OG21 has 5 TGs on specific disciplines)
TPED	Total primary energy demand
TRL	Technology readiness level
TTRD	Through tubing rotary drilling
UN	United Nations

Appendices

Appendix A - OG21 mandate

Formål med OG21

OG21 skal arbeide for en effektiv, sikker og miljøvennlig verdiskaping fra norske olje- og gassressurser. Dette skal skje gjennom et samordnet engasjement i petroleumsklyngen innenfor utdanning, forskning, utvikling, demonstrasjon og kommersialisering. OG21 skal inspirere til utvikling og bruk av ny og bedre kompetanse og teknologi tilpasset et energisystem i endring og målet om reduserte klimagassutslipp.

Hovedoppgave for styret

OG21-styret skal utarbeide en helhetlig nasjonal teknologistrategi i petroleumssektoren^[1] som skal være retningsgivende for næringens og myndighetenes samlede teknologi- og forskningsinnsats.

Strategien skal bidra til:

- Effektiv, sikker og miljøvennlig verdiskaping på norsk sokkel.
- Kompetanse og industri i verdensklasse.
- Petroleumsnæringens deltakelse i omstillingen til lavutslippssamfunnet.

Gjennom å koble myndigheter, næringsliv og forskningsmiljøer sammen skal strategien gi en forsterket innsats for petroleumsettet FoU og kunnskapsutvikling.

Strategien skal bidra til å utvikle internasjonalt konkurransedyktig kompetanse og næringsliv innenfor petroleumssektoren.

Styrets oppgaver for øvrig:

- beskrive framtidens muligheter og utfordringer for verdiskaping på norsk sokkel i et perspektiv som inkluderer økonomiske, klima- og miljømessige, helse- og sikkerhetsmessige og samfunnsmessige forhold.
- definere prioriterte innsatsområder, etablere arbeidsgrupper på disse områdene og sørge for at arbeidsgruppene spisser og handlingsretter strategien.
- definere hvilke teknologiutfordringer og teknologigap norsk kontinentalsokkel står overfor.
- identifisere virkemidler for å lukke teknologigapene og øke eksportverdien av norsk petroleum og næringens teknologi og kompetanse.
- kartlegge den internasjonale konkurransekraften til norske kunnskaps- og teknologimiljøer, definere teknologi- og kunnskapsområder hvor petroleumsnæringen i Norge bør ha ambisjoner om å være verdensledende og identifisere virkemidler som skal til for å nå ambisjonene.
- samarbeide med tilgrensende og relevante "21-prosesser", f.eks. Energi21 og Maritim21, for å sikre helhetlige vurderinger av: (i)

verdikjeder for petroleum (ii) utslipp av CO2 og andre gasser som påvirker klima (iii) energisystemer hvor petroleumssektoren inngår (iv) tverrfaglige og tverrindustrielle teknologigap og -prioriteringer.

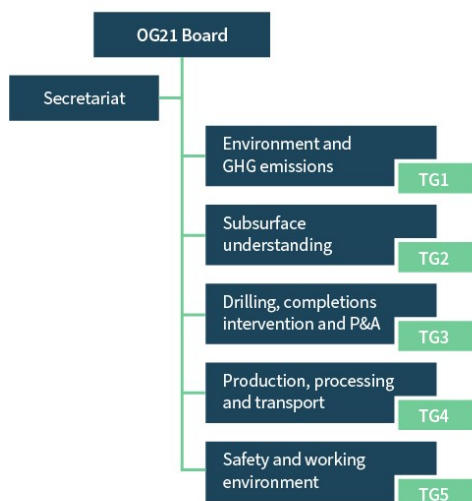
- kommunisere og forankre strategien hos relevante aktører og stimulere til samhandling i petroleumsnæringen.
- bidra til operasjonalisering av strategien gjennom samarbeid med utførende organer som Norsk olje og gass, Norsk Industri, Innovasjon Norge, NORWEP og Forskningsrådet.
- gi råd til OED i henhold til OG21-strategien og peke på områder hvor offentlig finansiering er avgjørende.
- jevnlig vurdere framdrift og oppnådde resultater så vel som relevans av strategien.
- identifisere hva som skal til for at Norge blir et attraktivt vertsland for teknologi- og kunnskapsutvikling innenfor områder hvor Norge har ambisjoner om å være verdensledende.
- revidere strategien ved behov, typisk hvert 5. år.
- arrangere en årlig konferanse for å formidle OG21-strategien, prioriterte innsatsområder og OG21s anbefalinger (OG21-forum)

[1] OG21s hovedanliggende er oppstrøms- og midtstrømsaktiviteter knyttet til norsk petroleumssektor, inklusive CO2-transport og -lagring. OG21 skal også diskutere utfordringer og muligheter som berører hele verdikjeder for petroleum, og i den sammenheng søke samarbeid med tilgrensende 21-prosesser der det er formålstjenlig.

Appendix B - OG21 participants

Technology opportunities and challenges have been identified, described and prioritized by technology groups (TGs) within the themes shown below. The TGs have members from oil companies, universities, research institutes, suppliers, regulators and public bodies.

Figure 9. Organization of OG21



An overview of board members and TG members is provided on the OG21 website. None of the board and TG members are compensated economically for their participation in OG21.

As per August 2021, the following individuals participated in OG21:

The OG21 Board:

- Elisabeth Kvalheim, Board leader, *Equinor*
- Arne Jacobsen, *Norwegian Petroleum Directorate*
- Christina Johansen, *TechnipFMC*

- Finn Carlsen, *Petroleum Safety Authority*
- Lars Sørum, *Sintef*
- Merete Madland, *University of Stavanger*
- Morten Jensen, *Schlumberger*
- Roy Ruså, *Petoro*
- Siri Helle Friedemann, *Research Council of Norway*
- Tove Lie, *Lundin*
- Vibeke Andersson, *Aker Carbon Capture*
- Torgeir Knutsen, observer, *Ministry of Petroleum and Energy*

The Technology Groups:

TG1 – Environment and GHG emissions:

- Luke Purse, TG-leader, *AkerSolutions* (until August 2021)
- Inge Brandsæter, TG-leader, *Equinor* (from August 2021)
- Alfred Hanssen, *University of Tromsø*
- Andreas Tomasgaard, *Norwegian Petroleum Directorate*
- Axel Kelley, *Lundin*
- Christian Collin-Hansen, *Equinor*
- Eilen Arctander Vik, *Aquateam*
- Eirik Sønneland, *Validé*
- Ivar Singsaas, *Sintef*
- Jannecke Moe, *Neptune*
- Martin Jensen, *Shell*
- Ove Sævareid, *NORCE*
- Per Omar Melilla, *Kongsberg Maritime*

TG2 – Subsurface understanding:

- Ole Eeg, TG-leader, *ConocoPhillips*
- Ane Lothe, *Sintef*
- Cathrine Ringstad, *Sintef*
- Eirik Møgedal, *Axis Well Technology*
- Eirik Kaarstad, *BakerHughes*
- Gorm Liland, *Halliburton*
- Jan Inge Faleide, *University of Oslo*
- Jarle Haukås, *Schlumberger*
- Laila Pedersen, *DNO*
- Lars Jensen, *Norwegian Petroleum Directorate*
- Mariann Dalland, *Norwegian Petroleum Directorate*
- Peter Eilsø Nielsen, *Equinor*
- Pål Haremo, *Neptune*
- Rolando Di Primio, *Lundin*
- Tim Head, *Vår Energi*
- Ying Guo, *NORCE*

TG3 – Drilling, completion, intervention and P&A:

- Jan Roger Berg, TG-leader, *Lundin*
- Anne Bergsagel, *BakerHughes*
- Birgit Vignes, *ConocoPhillips*
- Eirik Møgedal, *Axis Well Technology*

- Gerhard Våland Sund, *Neptune*
- Hans Magnus Bjørneli, *Schlumberger*
- Jan Butler Wang, *Norwegian Petroleum Directorate*
- Jan Einar Gravdal, *NORCE*
- Johan Kverneland, *Total*
- Karim Saffaran, *Vår Energi*
- Kent Allan Dahle, *Halliburton*
- Knut Steinar Bjørkevoll, *Sintef*
- Marianne Høie, *Equinor*
- Pål Skogerbø, *MHWirth*
- Rune Hatleskog, *Shell*
- Sigbjørn Sangesland, *NTNU/Bru21*
- Stein Tønning, *DNO*
- Tore Endresen, *Petroleum Safety Authority*

TG4 – Production, processing and transport:

- Kjetil Skaugset, TG-leader, *Equinor*
- Anne Minne Torkildsen, *Norwegian Petroleum Directorate*
- Anngjerd Pley, *Siemens*
- Bjørn Søgård, *DNV*
- Carsten Ehrhorn, *Shell*
- Charlotte Skourup, *ABB*
- Dag Eirik Nordgård, *Sintef*
- Eirik Duesten, *Petroleum Safety Authority*
- Elin Klemp Schmidt, *Neptune*
- Elisabeth Alne Hendriks, *Gassco*
- Joar Dalheim, *Vysus Group*
- Jose Plasencia, *BakerHughes*
- Kjartan Haug, *Kongsberg Digital*
- Kristian J. Sveen, *IFE*
- Marie Holstad, *NORCE*
- Ole Thomas McClimans, *TechnipFMC*
- Stein-Erik Hilmersen, *Lundin*
- Trine Boyer, *Total*
- Øyvind Hellan, *Sintef*

TG5 – Safety and working environment

- Espen Forsberg Holmstrøm, TG-leader, *Research Council of Norway*
- Berit Sørset, *Norsk Industri*
- Frank Børre Pedersen, *DNV*
- Halvor Erikstein, *SAFE*
- Håkon Aasen Bjerkeli, *Industri Energi*
- Jakob Nærheim, *Equinor*
- Lars Erik Smevold, *KraftCERT*
- Pål Molander, *National Institute of Occupational Health*
- Roar Høydal, *Petroleum Safety Authority*
- Rob Schumacher, *Lundin*
- Roger Flage, *University of Stavanger*
- Steinar Litland, *Vår Energi*
- Sølve Raaen, *Kongsberg Maritime*

- William Johnsen, *Norwegian Oil and Gas*

Many stakeholders of OG21 have also participated in workshops and documents reviews during the development of this OG21 strategy, including representatives from:

- The Norwegian oil and gas association.
- Norsk Industri.
- Innovation Norway.
- The Low-emission center at Sintef.
- The Research Council of Norway.
- Energi 21.
- Maritim 21.
- Prosess 21.

[← Forrige side](#)

Neste side [-](#)

Meldinger ved utskriftstidspunkt 19. april 2025, kl. 16.30 CEST

Det ble ikke vist noen globale meldinger eller andre viktige meldinger da dette dokumentet ble skrevet ut.